



RSPCA welfare standards

Dairy cattle

Copyright © 2026 RSPCA. All rights reserved. This material must not be reproduced or used in any manner whatsoever without the express written permission of the RSPCA.

Contents


Introduction	4
Guide to the use of the RSPCA welfare standards	4
RSPCA Farm Animals Department	4
Food and water	5
Food	5
Water	7
Environment	11
Buildings	12
Thermal environment and ventilation	13
Lying area/space allowance	16
Cubicle housing	17
Lighting	19
Calving accommodation	20
Pasture	21
Milking parlour	24
Robotic milking systems	25
Bull pens	26
Handling facilities	26
Fencing	27
Disposal of waste	28
Climate change and animal welfare	28
Management	29
Managers	29
Stock-keepers	31
NEW Sourcing livestock	32
Handling	32
Identification	33
Equipment	34
Inspection	34
Farm dogs	34
Protection from other animals	36
NEW Artificial Intelligence	40
Transition/freshly calved cows	41

Health	42
Health and welfare monitoring	42
Bovine Tuberculosis	45
Lameness	46
Body condition scoring	48
Mastitis	48
Husbandry procedures	49
Breeding/calving	49
Medications/vaccinations	51
Downer cattle	52
Casualty animals/emergency slaughter	53
Welfare Outcome Assessment	55
Transport	57
Trading Cattle	57
Casualty animals	57
Training	57
Handling/loading/unloading	58
Transport	59
Slaughter/killing	62
Training	62
Casualty animals	64
Closed circuit television	65
Lairage	66
Pre-slaughter handling	67
Slaughter equipment	68
Stunning	68
Slaughter/killing methods	70
Sticking	70
Slaughter of pregnant cattle	71
Specific standards and guidance for the rearing of calves	72
Food and water	72
Food	72
Water	76
Environment	77
Lighting	78
Calf hutches	79
Management	80
Receiving new calves onto the unit	80
Handling facilities	81
Transport/marketing of calves	81

Health and welfare	82
Transport	84
Slaughter/killing	85
Male dairy calves	86
Appendix 1	88
Herd biosecurity	88
Appendix 2	89
Transport – standard operating and emergency procedure	89
Appendix 3	90
Appendix 4	93
AssureWel Dairy Cattle Assessment Protocol and Scoresheet	93
Index	102

Introduction

Guide to the use of the RSPCA welfare standards

- The numbered requirements are the standards, all of which must be complied with.
- Boxed sections (indicated by ) give additional information, including: providing the reasoning behind a standard, expand on a standard, state how a standard can/will be assessed and/or highlight areas where the standards will be reviewed in the future.
- It is expected that all relevant UK legislation regarding farm animal husbandry and welfare on-farm, during transport, and at the slaughterhouse, will be fully implemented in addition to the RSPCA welfare standards.
- Some standards have been labelled as shown below, which have the following meaning:
 - LEGAL** refers to a standard that is based on an England legal requirement.
 - REVISED** refers to a standard or information box that was in the previous edition of these standards but has been amended.
 - NEW** refers to a completely new standard or information box, which must now be adhered to.
- **Farmers are required by law to have a thorough knowledge of the Defra Code of Recommendations for the Welfare of Livestock: dairy cattle.**



RSPCA Farm Animals Department

The RSPCA's Farm Animals Department develops the RSPCA welfare standards for farm animals. These detailed documents are intended to represent 'best practice' in the care and welfare of farm animals.

The RSPCA works to continually develop and improve the welfare standards using a range of information, including the latest scientific research and practical farming experience. We regularly consult with other animal welfare and agricultural scientists, veterinary surgeons, and farming industry representatives. This helps to ensure that the RSPCA welfare standards continue to be at the forefront of farm animal care and welfare, and are also achievable on commercial farms.

We always value constructive feedback and ideas for improvement from those who are implementing the RSPCA welfare standards. Comments/feedback can be discussed with RSPCA Farm Animals Department scientific staff, by contacting them on the below details:

Address: Farm Animals Department
RSPCA
4th Floor Parkside
Chart Way
Horsham
West Sussex RH12 1GY

Email: farm-animals@rspca.org.uk

The RSPCA does not approve equipment, but sets standards to ensure any equipment permitted for use is managed appropriately to safeguard the welfare of animals.

Food and water

Food

FW 1.1 All units must:

- a) have a nutrition plan
- b) review the nutrition plan at least twice yearly.

FW 1.2 **LEGAL** Cattle must be fed a wholesome diet which:

- a) is appropriate to their species
- b) is fed to them in sufficient quantity to maintain them in good health
- c) satisfies their nutritional needs.



Care should be taken to avoid the over-supplement of minerals, particularly copper, to a level which may be toxic. Care should also be taken to avoid mineral deficiencies (see standard FW 1.14). Industry agreed standards state cattle should not be provided with diets higher in copper than 20 mg/kg DM.

FW 1.3 **LEGAL** Cattle must have access to food each day, except when required by the attending veterinary surgeon.

FW 1.4 **REVISED** For the rationed diet/s given to all cattle, whether purchased or home-produced, there must be a written record of:

- a) the constituents
- b) the nutritional value.



REVISED Regarding standard FW 1.4, the nutritional value of the ration is the amount (%) of protein, dry matter, ash etc that the ration contains, as well as the energy values. The constituents are the ingredients used to make up the ration.

It is recommended producers use forage analysis in the development of their nutrition plan, to create the ration. It is recommended that producers use companies signed up to the Forage Analysis Assurance Group.

Where producers have had problems with underweight or overweight cattle, it is expected that forage analysis is carried out to inform the development of their nutrition plan.

FW 1.4.1 **NEW** The information required under standard FW 1.4 must be used in the development of the nutrition plan (standard FW 1.1).

FW 1.5 **LEGAL** No feedstuffs containing mammalian or avian derived protein are permitted, with the exception of milk and milk products.

FW 1.6 Efforts must be made to avoid sudden changes in the type and quantity of food.

FW 1.7 Adult cattle and calves must be provided with fibre to allow them to ruminate, which must be of such quality and length as to help avoid acidosis.

FW 1.8 Cattle must have no necessity to compete for food.

FW 1.9 Fresh food must be kept within reach of cattle at all times.

i In feed barrier systems, cattle can push food away from the barrier as they carry out their foraging behaviour. This feed then needs “pushing up”, i.e. moving back closer to the feed barrier, so the cattle can access it at all times.

FW 1.10 Any uneaten feed must be removed prior to the next feed delivery being presented.

FW 1.11 Feeding space allowance for adult cattle must be as follows:

In buildings built from July 2020 750mm/head

In buildings built before July 2020 600mm/head

i Troughs or feeding surfaces should have a smooth base to encourage exploration and foraging. Any edges of the feeders coming into contact with the cattle should be smooth.

FW 1.11.1 **NEW** Where feeding space is provided using individual partitions, either via round feeders or in a linear arrangement, there must be at least 5% more spaces than animals allocated to use it.

i **NEW** The example below shows the minimum feeding space allowances to be provided for a herd of 100 cattle, using unpartitioned linear feed space and/or partitioned feed spaces (linear or round):

Feeding space provision	Linear feed space required without partitions (m)	Number of feeding spaces required (when feed spaces are partitioned)
Partitioned feeding space only	n/a	105
50% linear unpartitioned feeding space and 50% partitioned, for buildings built before July 2020	30.0	53
50% linear unpartitioned feeding space and 50% partitioned, for buildings built from July 2020	37.5	53
Linear unpartitioned feeding space only, for buildings built before July 2020	60.0	n/a
Linear unpartitioned feeding space only, for buildings built from July 2020	75.0	n/a

FW 1.11.2 **NEW** Where feeding space is provided using individual partitions, these must:

- a) be of a size and design suitable for use by cattle
- b) allow animals to comfortably place their head through the space
- c) not cause pain or injury (e.g. neck abrasions) through their use.

- FW 1.12** Cattle must not be maintained in an environment which is likely to predispose them to nutrient deficiency.
- FW 1.13** Managers must:
- be aware of any mineral deficiencies on the farm
 - correct these as appropriate.
- FW 1.14** All food troughs and feeding equipment must be managed hygienically at all times.
- FW 1.15** **LEGAL** Feeding and watering equipment must be designed, constructed, placed and maintained so that potential contamination of any feed and water is minimised.
- FW 1.16** **LEGAL** Control practices must be in place to minimise access to poisonous plants and unsuitable feedstuffs.
- FW 1.17** **LEGAL** To prevent the introduction and potential spread of disease, procedures must be in place to prevent the contamination of stored animal feeds.

Water

- FW 2.1** All animals must be provided with continuous access to an adequate supply of clean, fresh drinking water each day, except when required by the attending veterinary surgeon.



Water sources should be placed strategically to ease competition at peak times of drinking, such as after milking. Cattle can drink 15-20 l/min at their peak. We would recommend a flow rate of at least 10 l/min. Flow rate should be sufficient to maintain water level during peak times. A large diameter water supply pipe and a high pressure are required to achieve sufficient flow rates. Professional advice should be obtained if insufficient flow rate is a problem.

- FW 2.2** The drinking quality of non-mains water must be:
- independently tested
 - tested frequently, and at least as frequently as required by the local authority for the testing of non-mains water for the purposes of human consumption
 - tested at the source (post-treatment or post-storage, if borehole water is used).
- FW 2.2.1** The water quality test records relating to standard FW 2.2 must:
- clearly indicate whether the water tested is considered an acceptable source of drinking water for livestock
 - be kept for at least 2 years.



Drinking water considered suitable for dairy cattle should not exceed the following parameters:

Constituent	Maximum value
Total bacterial count (TBC)	< 15 cfu/100 ml (adult) < 1 cfu/100 ml (calves)
Faecal coliform count	0 cfu/100ml
Salinity (total dissolved solids)	< 3000 ppm
Sulphates	< 1000 ppm (adults) < 500 ppm (calves)
Iron	< 0.3 ppm
Nitrates	< 44 ppm
pH	6.5 – 8.5

This table is derived from *Nutrient Requirements of Dairy Cattle – seventh revised edition*. Published by the National Research Council in 2001, available online.



It is important to stress that water quality may change over time and therefore one should not rely on past analysis. Although water testing should be conducted routinely under normal circumstances, any unusual situation such as changes in water smell, clarity, taste or changes in animals eating or drinking habits, loss of performance, or health problems should immediately trigger the need for testing.

FW 2.3 When cattle are housed, the flow rate of water delivery systems must allow 10% of the herd to drink at any one time.

FW 2.4 **REVISED** There must be sufficient drinking space (mm per head) for at least 10% of a group to drink at the same time.

FW 2.4.1 **REVISED** Drinking space must be calculated according to the table below.

Weight (kg)	Minimum length per head (mm)
From birth up to 200	300-400
201-350	401-500
351-500	501-600
500+	601-700



NEW With reference to standard FW 2.4.1, within each weight category, the amount of drinking space provided per head should increase to match the weight of the cattle. For example, cattle weighing 275kg, which is in the middle of the 201-350kg weight range, should be provided with a minimum of 450mm of drinking space per head (as this is the middle of the space requirement range).



REVISED Regarding standard FW 2.4.1, drinking water can either be provided in a linear trough or a round trough, using trough perimeter as the linear measurement.

The example below shows the minimum drinking space allowances to be provided for a group of 100 cattle:

Average weight of cattle (kg)	Minimum effective drinking space (m)
50	3.0
200	4.0
275	4.5
425	5.5
600	6.5
700+	7.0

FW 2.5 A sufficient number of drinking sites must be provided to prevent undue competition for water.



Each group of cows should have access to drinking water at a minimum of two separate locations.

FW 2.6 If individual drinkers/bowls in isolation pens or short-term housing are used, there must be at least 2 individual drinkers/bowls for up to 10 cattle and 1 drinker/bowl per additional 10 cattle thereafter.



The following table from AHDB Dairy's Water Provision booklet indicates cattle water requirements taking into account milk yield, ration dry matter and ambient temperature. It should be used as a guide to estimate individual or herd water requirements.

Dairy milk yield	20 litres			30 litres		
	<16°C	16-20°C	>20°C	<16°C	16-20°C	>20°C
Ration DM%	Litres of water per cow per day					
30	50	57	65	71	82	94
40	54	62	71	76	87	100
50	57	66	76	79	91	105
60	62	71	82	84	96	110
70	64	74	85	87	100	115

Source: AHDB Dairy *Dairy Housing – a best practice guide* Booklet, Chapter 11 *Water Provision* which can be downloaded from the website <https://ahdb.org.uk/dairy> or requested by post via the website, or by phone: 024 7647 8702.

- FW 2.7** All drinking facilities must be:
- a) kept thoroughly clean
 - b) managed in a way which ensures that they are capable of dispensing sufficient water at all times.

- FW 2.8** Water troughs must:
- a) not result in wetting/fouling of bedded areas
 - b) be accessed, where possible, from concrete.



Ideally, the water troughs should be set into the bedded area with one side bordering the hard standing/loafing area. This will assist scraping. The water trough should be walled-off on the bedded side to a height of approximately 1.4m above the level of bedding to prevent cattle drinking from the bedded area and therefore help prevent any poaching of the bedded area.

At pasture, the area around water troughs should be managed to avoid excessive poaching of the land and, if necessary, consideration should be given to placing troughs on concrete aprons.

To maximise water intake, cattle should not be expected to have to walk more than 250m to access water.

Wherever possible, troughs and gateways should be sited away from the bottom of slopes and dips in the ground. This will ensure better drainage and will reduce poaching of the land.

- FW 2.9** Where cattle have access to natural open water sources for drinking, e.g. a stream, advice must be taken regarding any potential disease risk.



Natural open water sources, such as streams, are not recommended for the provision of drinking water.

- FW 2.10** Provision must be made to ensure an emergency supply of suitable drinking water is available in case normal supplies fail, for instance, due to freezing, drought etc.

Environment

E 1.1 Where management systems, designs or layout of facilities not covered in the RSPCA welfare standards are being employed or considered, these must be referred to, and discussed with, the RSPCA Farm Animals Department before they can be considered for certification.

E 1.2 **NEW** All buildings, equipment (including livestock fencing) and facilities must be:

- a) fit for purpose
- b) well maintained.

E 1.3 **LEGAL** There must be nothing in the cattle's environment that is likely to cause injury or distress to the animals that can be avoided.



Injury is defined as damage severe enough for the formation of granular scar tissue and to an extent significantly greater than would be caused by accidental bumps and scratches.

E 1.4 **LEGAL** Except where preservatives with an insecticidal role are used, cattle or calves must not come into contact with toxic fumes or surfaces, for example from paints, wood, preservatives or disinfectants.



Indicators of a poor environment include:

- neck calluses
- knee, hock swellings/calluses
- teat/udder injuries
- bruised soles
- laminitis
- soft feet
- interdigital infections
- haematomas
- abscesses
- broken tails
- chronic scar tissue
- very dirty animals.

E 1.5 **REVISED** Dairy cattle must not be outwintered (including the use of pads for lying down) unless written permission has been granted by the RSPCA Farm Animals Department (please see information box below).



NEW In relation to standard E 1.5, producers considering outwintering cattle should contact the farm assurance scheme as early as possible to discuss this. The information required by the scheme to inform a decision will include: the availability of shelter and a well-drained lying area; details about the site (e.g. soil type, size, planned stocking density, flood risk); access to drinking water; and plans for feeding at pasture. A visit to the outwintering site may also be required.

Buildings

E 2.1 For all accommodation, the key points relating to welfare must:

- a) be recorded on the farm site plan
- b) be amended accordingly.

E 2.2 Regarding standard E 2.1, the key points recorded must include:

- a) total floor area
- b) number of cubicles or bedded area
- c) number of cattle in relation to age, weight, feeding and drinking, and bedding space.



If practical, this information should be displayed at or near to the entrance to each building.

E 2.3 Dairy systems which house cattle all year round are prohibited. See also standard E 8.1.

E 2.4 Smooth concrete floors must be grooved (9mm deep) or treated with a non-slip coating.



Floors should be made of non-slip material or be maintained so as to reduce the risk of slipping. Floors should never be so rough as to cause foot damage nor so smooth as to result in slipping. Rubberised flooring can be incorporated into areas of heavy use, such as collecting yards, milking parlours and feed passageways. This makes walking surfaces more comfortable and reduces the risk of causing injury to the soles of the feet. Careful management of these compounds is required to avoid them becoming slippery.

E 2.5 All electrical installations at mains voltage must be:

- a) inaccessible to cattle
- b) well insulated
- c) safeguarded from rodents
- d) properly earthed
- e) tested at least once a year.



By law, electrical installations need to be tested every 3 years as part of the Electrical Installation Condition Report. However, at least once a year, the 'trip switch' needs to be tested to ensure it is in correct working order.

E 2.6 Buildings must be of a height adequate to allow the normal expression of mounting behaviour at oestrus.

E 2.7 Passages must be of such a design and width, and so constructed, to allow 2 animals to pass freely.

E 2.8 **REVISED** Efforts must be made to minimise, and ideally exclude, the number of dead-end alleyways in buildings, in order to avoid the incidence of bullying by dominant animals.

E 2.9 **LEGAL** Internal surfaces of housing and pens must be made of materials which can be readily cleansed and disinfected or be easily replaced when necessary.

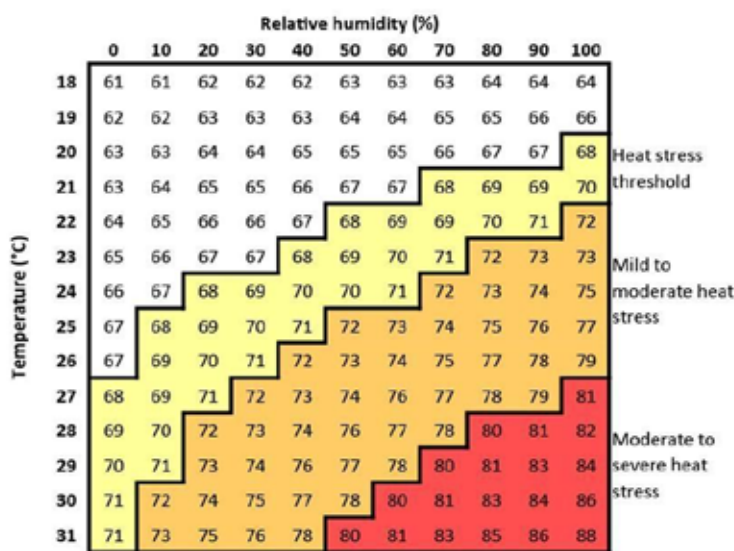
- E 2.10 Cow brushes (home made/purpose built) must be installed in the cattle housing.
- E 2.11 Cow brushes must be maintained so that they are:
 - a) suitable for purpose
 - b) accessible to the cows.
- E 2.12 Cow brushes (static or rotary) must be installed at the following ratios:
 - a) a minimum of one brush per group of cows
 - b) a minimum of one brush per 60 cows.

Thermal environment and ventilation

- E 3.1 **REVISED** The thermal environment must not be so hot or so cold as to significantly affect production or cause distress and hence indicate a compromise of cattle welfare.



Temperature-Humidity Index (THI) for adult dairy cattle indicating temperatures and relative humidity above which they start to suffer from the effects of heat stress:



For calves, the thermal environment should not have a temperature below +7°C (unless clean calf jackets are applied). Calves tend to be capable of withstanding a higher THI than adult dairy cattle so maintaining them within the comfort parameters to the THI chart above should be adequate at preventing them from experiencing heat stress.

Please note the values shown in the chart are just index figures.

Chart taken from the Ontario Ministry of Agriculture Food and Rural Affairs (OMAFRA).

- E 3.2 Effective ventilation of buildings, permitting air movement at low velocity whilst avoiding draughts and ingress of rain and snow, must be provided.



The primary concern of winter housing is to keep cattle out of wind, rain and snow which reduces insulation.

Properly designed natural ventilation reduces the risks associated with mechanical failures.

This is best achieved by:

- space boarding along side walls to a depth of at least 1 metre below the eaves, and from eaves to the ridge at each gable end
- 100mm planks with gaps of 20mm
- open roof ridges.

E 3.3 Provisions must be made to ensure that, when cattle are housed, aerial contaminants do not reach a level at which they are noticeably unpleasant to a human observer.

E 3.4 Building ventilation must achieve a relative humidity below 80% when ambient conditions allow.



REVISED Regarding standard E 3.4, a large volume of air and high ventilation rates are important to remove the moisture produced by the stock and to reduce the number of airborne pathogens (infectious microorganisms or agents, such as viruses, bacteria) being passed from animal to animal.

Examples of factors contributing to good ventilation include: adequate inlet and outlet capacity, height, and height differential; sufficient height of the building to the eaves (14.2m/14ft); a solid wall up to 3m (10ft) high; 2 inch spaced Yorkshire boarding between the wall and the eaves and the gable ends (gable ends are not always enclosed if the prevailing weather conditions are favourable).

Professional advice should be sought if ventilation problems are being encountered.

E 3.5 Ammonia, dust and relative humidity must be measured and recorded in each building:

- a) at least quarterly
- b) using meters or testing tubes (for ammonia, dust and relative humidity) or using sensory evaluation (for ammonia and dust only).

E 3.5.1 If using sensory evaluation to assess ammonia/dust, the standardised protocol shown in the information box below must be used.



Whilst the use of calibrated meters is encouraged, the following air quality assessment protocol can be used instead:

Step 1: Using the chart below, assess ammonia and dust levels (at the animal's level) immediately upon entering the housing.

Step 2: Just prior to leaving the housing during that inspection, assess the air quality once again.

Step 3: Record the highest score from the two assessments.

Score	Description
0	Zero: odour and dust not noticeable; easy to breathe.
1	Weak: odour and dust hardly noticeable; can breathe without effort.
2	Moderate: odour and dust distinct; experience watery eyes and/or coughing.
3	Strong: odour and dust irritating; experience stinging eyes and/or mouth, and/or excessive coughing/sneezing.

E 3.6 When using sensory evaluation to assess air quality, scores of 2 and 3 indicate that ammonia and dust are excessive and air quality must be improved without delay.

E 3.7 When using meters or testing tubes to assess air quality:

- a) ammonia must not exceed 25ppm
- b) dust must not exceed 10mg/m³.

E 3.8 A building must provide adequate air space:

Weight class (kg)	Minimum unit building volume
Up to 60	7m ³
61 to 100	10m ³
101 to 200	15m ³
> 201	20m ³

E 3.9 When removing slurry from under slats, care must be taken to avoid fouling the air with dangerous gases which may be fatal to man and animals.

E 3.10 **LEGAL** When cattle are kept in partially roofed units they must be provided with:

- a) effective shelter from the wind
- b) a dry, comfortable lying area.

E 3.11 For summer conditions, a shaded area must be accessible to the cows.

E 3.12 **REVISED** Steps must be taken to protect cattle from biting insects if trees are used to seek shade. See standard E 8.4 d).



Consideration may need to be given to the provision of artificial shade or to allowing animals to have access to buildings. Summer climatic conditions causing high THI values (see the information box below standard E 3.1) will limit the productivity of an animal as well as potentially compromising their welfare.

Lying area/space allowance

E 4.1 **LEGAL** Cattle kept in straw yard accommodation must be kept on, or have access at all times to, a lying area which is:

- well-drained or well maintained with dry bedding
- of sufficient size to accommodate all cattle lying down together in normal resting posture.

E 4.2 The floor space allowances in straw yard accommodation must be as follows:

Weight of animal (kg)	Minimum bedded lying area (m ²)	Minimum non-bedded/loafing area (m ²)	Minimum total area per animal (m ²)
< 100	1.5	1.8	3.3
101 to 199	2.5	2.5	5.0
200 to 299	3.5	2.5	6.0
300 to 399	4.5	2.5	7.0
400 to 499	5.5	2.5	8.0
500 to 599	6.0	2.5	8.5
600 to 699	6.5	2.5	9.0
700 to 799	7.0	3.0	10.0
> 800	8.0	3.0	11.0

(Space allowances for weights in the range of 200kg to 800kg comply with British Standard BS 5502:2005)

E 4.2.1 The space allowance for cattle (see standard E 4.2) must be increased for horned cattle, taking into account the length and shape of the horns.



Please note that the mixing of horned and polled cattle is not permitted (see standard M 3.7). However, where a social group containing both horned and polled cattle already exists then the space allowance is to be increased accordingly.

E 4.3 Loose housed, growing cattle must be grouped according to size and age.

E 4.4 All cattle must at all times have:

- sufficient freedom of sideways movement to be able to groom themselves without difficulty
- sufficient room to lie, freely stretch their limbs and to rise.

- E 4.5** Cattle must not be closely confined except in the following circumstances:
- for the duration of any examination, routine test, milking, blood sampling, veterinary treatment
 - while they are being fed on any particular occasion
 - for the purpose of marking, washing or weighing
 - while accommodation is being cleaned
 - during the procedure of artificial insemination
 - awaiting entry to the milking parlour
 - while they are awaiting loading for transportation.
- E 4.6** The use of housing systems in which cattle are tethered either for the whole, or part, of the housing period is prohibited.

Cubicle housing



The emphasis of cubicle design should be to maximise the comfort of the animal. Given the wide range of sizes and bodyweights within and between herds and individual breeds, it is difficult to prescribe actual dimensions of cubicles. The following is strongly recommended:

- cubicle dimensions should be suitable for the largest 10% of cows in the herd
- cubicle width should be at least 1.8 x hip width (measured as the distance between the pin bones)
- cubicle length depends on cubicle layout and size of cow. AHDB Dairy's *Dairy Housing – a best practice guide* (which can be downloaded from the website <https://ahdb.org.uk/dairy> or requested by post through the website or by phone: 024 7647 8702) includes the following table as guidance:

Weight of cow (kg)	Total length of bed (m)		
	Open front	Closed front	Head to head
550	2.10	2.40	4.20
700	2.30	2.55	4.60
800	2.40	2.70	4.80

- E 5.1** For cubicle housing systems, animals must be provided with a minimum total social/loafing area (exclusive of cubicles) of 6m² per head.
- E 5.2** Unbedded areas must be:
- slatted or of solid concrete
 - scraped at least twice daily.
- E 5.3** Slats must not result in injury to feet.
- E 5.4** Cubicle housing must provide a clean, dry and comfortable bed, free from contamination.
- E 5.4.1** Recycled Manure Solids (RMS) are not permitted as bedding substrates.

- E 5.5 Adequate bedding must be provided on the cubicle base.
- E 5.6 Bedding must be managed in a way that maximises cow comfort.
- E 5.7 Fouled bedding must be removed at least twice daily.
- E 5.8 Animals using cubicles must be able to stand with all 4 feet in the dry cubicle.
- E 5.9 In each cubicle, animals must be able to change position from standing to lying and vice versa in a normal manner without difficulty, hindrance or injury.
- E 5.9.1 To help achieve standard E 5.9, for each cubicle:
 - a) there must be a minimum of 0.7m provided for forward lunging and bobbing of the head
 - b) where the 0.7m forward lunge space cannot be met, it must be clearly demonstrated that the largest animals in the herd have sufficient, unobstructed space to rise and lie down without hindrance.



With reference to standard E 5.9.1 b), the following protocol shall be used to assess rising behaviour. Assess the largest 20% of cows in the group, or the largest 12 cows, whichever is the greater number. Where possible, observe each cow rising and score its rising motion as follows (adapted from Huxley and Whay, 2006):

0	Unrestricted	Rises as if she were in an open space
1	Mild restriction	Rises smoothly and comfortably but with slight modification, e.g. a slight side lunge
2	Moderate restriction	Takes time to rise and/or makes contact with the cubicle structures whilst rising
3	Severe restriction	'Dog sits' to stand up or makes multiple attempts and shifts to rise.

If any of the cows assessed fall into category 2 or 3, then it will be concluded that the cows do not have sufficient space to rise and lie down in a normal manner.

Source: Huxley, J. and Whay, H. R. (2006) Welfare: Cow based assessments Part 2: Rising restrictions and injuries associated with the lying surface, *Livestock*, 11 (4): 33-38.

- E 5.10 The cubicle must be constructed so that it prevents the animal from standing or lying so far forward that it either consistently soils the back of the cubicle or becomes unable to rise normally.
- E 5.11 Cubicle divisions must be designed to:
 - a) align a cow properly in her own cubicle
 - b) prevent interference with her neighbour
 - c) prevent injury to her neighbour or herself.
- E 5.12 Cubicle divisions must be constructed or adapted so that space sharing is possible.
- E 5.13 Where cubicles are narrower than the ideal, rigid lower horizontal rails must be removed and replaced by a flexible alternative.
- E 5.14 **REVISED** At least 5% more usable cubicles than cows must be provided.



NEW In relation to standard E 5.14, freedom of choice is important for cattle and thus providing more cubicles than cows is ideal. The absolute minimum requirement for additional cubicles is 5%. However, it is strongly recommended that 10-20% additional cubicles are provided. Additional space provides cattle with more choices of where to lie, and to more easily avoid dominant cows.




A usable cubicle is one that meets our space and comfort standards and is available for use by the animals (see standards E 5.6, E 5.7, E 5.8, E 5.9, E 5.10, E 5.11 and E 5.12).

- E 5.15** The step between the cubicle bed and the dung passage must:
- avoid slurry being pushed into the bed during scraping
 - encourage cows to enter the cubicle headfirst.
- E 5.16** The height of the step must not be such that it results in an increased incidence of concussion injuries to the soles.
- E 5.17** Heifers must be familiar with the cubicle environment prior to them entering the transition period.
- E 5.18** All flushing and automatic slurry systems must be designed and used so as not to compromise the health and welfare of the cattle.



For example, some automatic systems can damage cattle tails and teats if they are operated when the animals are not lying in their cubicles properly.

Lighting

- E 6.1** **LEGAL** In all cattle housing, adequate lighting, whether fixed or portable, must be available to enable them to be thoroughly inspected at any time.
- E 6.2** Housed cattle must have access for the normal period of daylight hours to an area lit to a level of at least 100 lux at cow eye level.
-  Light intensity should be adequate to inspect cattle clearly for injuries and allow farm workers to carry out their jobs effectively.
- E 6.3** **LEGAL** During housing, a period of low level lighting must be provided to promote resting behaviour.

Calving accommodation

E 7.1 **REVISED** Where any cows/heifers that are calving are kept in a building, they must be kept in accommodation according to the requirements and space allowances set out in the table below.

Weight of animal (kg)	Minimum bedded lying area (m ²)	Minimum non-bedded/loafing area (m ²)	Minimum total area per animal (m ²)
400 to 499	6.5	3.0	9.5
500 to 599	7.0	3.0	10.0
600 to 699	7.5	3.0	10.5
700 to 799	8.0	3.5	11.5
>800	9.0	3.5	12.5



NEW Standard E 7.1 requires areas of hard standing, which ensures feed and water areas can be kept away from the bedded area to improve the cleanliness of the bedded area, where cows/heifers are most likely to calve down. It also allows for the feed and water areas to be scraped, thus improving cleanliness of the calving pen overall.

E 7.2 **REVISED** **LEGAL** The pen or yard must enable a person to safely attend the cows and their calves by being:

- of an appropriate size
- equipped with a means of restraining the animal/s.

E 7.3 **LEGAL** Cattle that are calving must be kept separate from other livestock other than calving cows.

E 7.4 **REVISED** If individual calving pens are used:

- pens must be at least 12m²
- pens must be fully bedded
- cows must not remain in a pen for more than 48 hours
- when in the pen, cows must be able to see and hear other cows.



NEW Where calving pens use a mattress-style system, “fully bedded” will be considered to be a sufficient layer of bedding on top of the mattress to maintain comfort, cleanliness, dryness and grip.



Accommodation for cows/heifers that are calving should provide sufficient space/pens for the expected calving pattern. However, providing more space/pens is recommended to allow for variation in expected peak demand.

E 7.5 **REVISED** Calving pens must be designed so that they can be managed hygienically.

E 7.6 Adequate provision for milking isolated cows must be provided.

E 7.7 Calving cows and heifers must be inspected at least twice per day.

Pasture



NEW The RSPCA thinks that cattle should be given free choice between access to pasture and housing, as this allows for individual preferences to be expressed within the herd. Producers should consider systems which allow cattle such free choice where practical.

E 8.1 **REVISED** Adult cattle must have access to pasture for:

- a) at least four hours per day
- b) a minimum of 120 days a year, unless:
 - i. the cow is in her transition period, whereby she can be housed during this period (see information box below)
 - ii. there is adverse weather, whereby the cows can be housed during this period (see information box below)
 - iii. under veterinary advice.



REVISED The transition period is farm and animal specific, but can be up to a maximum of 21 days pre-calving, and 90 days post-calving.

Adverse weather is defined as extremes of heat, rain or other weather conditions that would likely negatively impact the welfare of cattle to the extent that, on balance, their welfare would be best safeguarded by housing them.

It is expected that all cattle after first calving will have some access to pasture in a calendar year.



REVISED Producers should note:

- Access to pasture may be provided at any time in a 24 hour period. Ideally, cattle should be given continuous free choice access to pasture and housing.
- The period of the year that cows will go out will vary according to how an individual cow's production cycle coincides with the calendar year and local weather conditions.
- It should be ensured that cows are given sufficient access to a supplementary diet that can meet their nutritional and intake requirements.
- Planning should be undertaken with available pasture in mind to ensure sufficient rotation to allow for pasture recovery.
- The use of technology to more accurately assess the grass growth in individual paddocks, which may aid rotation planning and timing, is encouraged.
- Consideration should be given to reducing the risk of heat stress during periods where climatic conditions result in a high temperature humidity index value (see the table in the information box below standard E 3.1). This may include putting cows out to pasture at night, rather than during the day.

E 8.1.1 **NEW** To verify compliance with standard E 8.1, records must be kept of:

- a) the dates cattle were grazed
- b) the number of cattle grazed for each date.



NEW In relation to standard E 8.1.1, it is expected that farmers are able to evidence the reasons individual cows were not grazed on a given date, e.g. evidencing calving dates to indicate the transition period, or vet records that detail the reason for a cow not going out to pasture.

E 8.1.2 **NEW** Heifers must have access to pasture:

- a) prior to first calving
- b) that is of a sufficient size to enable all heifers to freely express behaviours (see information box below)
- c) that is well maintained, i.e. kept in good condition
- d) that provides a comfortable lying area for all the animals
- e) that provide shade and shelter for all the animals (see standard E 8.4 c)).



NEW Pasture for heifers prior to first calving may be in the form of a paddock where supplementary feeding is required.

Access to pasture can be provided to heifers at any time prior to first calving; timing of access should be based on positive health and welfare outcomes for the cattle from individual farm factors, e.g. climate, vaccination protocols, parasite exposure.

The pasture area is to be of a sufficient size to allow for a range of normal behaviours to be expressed freely by all the animals occupying it, including social spacing, grooming, heat expression, lying in natural positions, and exercise.

A comfortable lying area is one that is well-drained and provides a relatively level surface, without excessive pitting or poaching of the ground. Further, there are no excessive stones on the surface or other features capable of causing abrasions, injury or discomfort to cattle.

E 8.2 **REVISED** A plan must be in place to specify how standards E 8.1 and E 8.1.2 will be met, which includes:

- a) the number and type of stock expected to be grazing (according to the farm's calving pattern)
- b) how block calvers and high-yielding cows will meet the requirement
- c) how pasture will be managed and rotated to ensure there is sufficient field space, grass growth and pasture recovery times between grazing periods
- d) what provisions will be made prior to turnout to ensure the risk of acidosis and bloat are minimised, e.g. provision of long fibre (see standard FW 1.7).



The plan should address field space and rotation, number of cows expected to calve at certain times of year and specifically how spring calvers and high yielding cows will meet the requirement.

- E 8.3** **REVISED** If cattle did not have access to pasture for 120 days (see standard E 8.1) then:
- a review must be written as part of the VHWP (see standard H 1.1) describing why it was not possible
 - evidence must be provided explaining why the minimum number of days were not met
 - relevant steps in light of this review must be taken and implemented as part of the pasture plan (see standard E 8.2) to prevent recurrence.

- E 8.4** Producers must ensure that the welfare of cattle is not compromised by providing access to pasture by ensuring:
- cow tracks are designed to not risk damaging the animals' feet
 - cow tracks are maintained in a condition which does not damage the feet of the animals
 - LEGAL** there is enough effective shade and shelter available for all animals to use at any one time
 - animals are given sufficient protection from biting insects.



Cow tracks should be wide enough for at least two cows to walk side by side and should not have tight corners or any bottleneck points. When cattle are put out to pasture as a herd, the following track widths from AHDB Dairy's *Cow Tracks* booklet should be used as a guide:

Number of cows in herd	Width of track (surfaced)
200	4m
300	5m
400	6m
500	7m

It is recommended that this booklet is obtained and read before building a track to ensure optimal design that can be downloaded from <http://www.dairy.ahdb.org.uk/> or requested by post either through their website, or by calling 0247 799 0069.

Providing sufficient protection from biting insects involves treating both the animals and the shelters if possible. Animals should not be excessively annoyed by insects (i.e. repeated stamping, tail swishing and head swiping) and animals should be happy to use the shelter/ shade supplied.

- E 8.5** Pasture must be managed so that the cattle are kept clean.



Pasture is often only used to give the animals exercise in a sacrifice paddock. The stocking densities in these paddocks can be up to 10-12 cows per acre. Consideration should be given to the soil type and rainfall of the area when deciding on an appropriate stocking density.

- E 8.6** **NEW** Pasture for adult cattle must provide grass of a sufficient height and density to enable cattle to express normal grazing behaviour.

Milking parlour

E 9.1 The highest standards of hygiene must be practised in the parlour to reduce the risk of infection.

E 9.2 Prior to application of the cluster:

- a) udders and teats must be clean and dry
- b) teats must be free from open sores and wounds.



Cattle that have udders with open sores should be milked. Not milking such animals could lead to further problems, such as mastitis. Open wounds and sores on teats may deteriorate when milking using clusters, and cows often resist application of the cluster due to pain. In these cases, advice should be sought from the vet where necessary and cream should be applied to the wounds/sores to aid healing. In addition, milking the animal by hand should be considered to help provide some relief from build up of pressure in the udder.

E 9.3 'Multi-use' udder cloths must not be used.

E 9.3.1 Medicated teat towels must be used according to the manufacturers' recommendations.

E 9.4 Parlour staff must have clean hands when handling teats.

E 9.4.1 Disposable rubber gloves must be:

- a) worn by those carrying out the milking
- b) changed as frequently as necessary during the milking.

E 9.5 Routine 'fore-milk' examination must be made to identify early cases of mastitis.



It is recommended that producers have a Standard Operating Procedure covering the processes taken to maintain good hygiene in the parlour and prevent the spread of pathogens. This could be displayed in the parlour and would help maintain consistency between regular and relief milkers.

E 9.6 **REVISED** Milking machinery must be:

- a) clean
- b) properly maintained
- c) not cause avoidable distress or injury to the cattle e.g. deliver electric shocks to encourage cattle to exit.

E 9.7 All teats must be properly dipped or sprayed with appropriate teat products after milking.

E 9.7.1 An emollient must be used when teats are dry, chapped or cracked.

E 9.8 Following completion of milking, cows must be encouraged to remain standing for approximately half an hour to allow the teat canal sphincter to close before returning cows to the relatively dirty conditions of the cubicle house or straw yard.

E 9.9 Measures must be in place to minimise the risk/incidence of mastitis in dry cows.

- E 9.10** Milking machine testing must be carried out and recorded at least every 6 months.
- E 9.11** Proper application, function and maintenance of the milking machinery must be ensured by:
- avoiding under and over milking
 - selecting appropriate teat cup liners
 - checking teat cup liners daily and replacing damaged/rough teat liners
 - replacing liners according to manufacturers' recommendations
 - ensuring the vacuum regulation is functioning correctly and preventing vacuum fluctuation
 - ensuring correct pulsation rate and a correct release/squeeze ratio.

Robotic milking systems

- E 10.1** **REVISED** Any robotic milking system must have equipment that is:
- clean
 - properly maintained (the maintenance requirements must be at least the same as those for a static milking parlour)
 - not cause avoidable distress or injury to the cattle e.g. deliver electric shocks to encourage cattle to exit.
- E 10.2** The area around the robotic milking system must:
- be clean and tidy
 - contain no loose objects or sharp protrusions that could injure the cattle.
- E 10.3** The area around the robotic milking system must be lit so that the cattle can be easily inspected.
- E 10.4** Cattle must be monitored so that it can be confirmed that they are using the robotic milking system effectively.
- E 10.5** Cattle must be inspected in the same way as herds using non-robotic systems.
- E 10.6** The robotic milking system must have measures in place to control insects, birds or mammals that may frighten the cattle or prevent them from using the equipment.
- E 10.7** **NEW** Cows being milked using robotic milking systems must not be prevented from accessing the milking machines at the expected number and frequency of milking, unless:
- this has been advised by a veterinary surgeon, or
 - it is necessary to do so, for a short time period, to carry out management procedures, e.g. foot trimming.



NEW Regarding standard E 10.7, for clarification, this also applies to cows out at pasture - cattle must be able to access both pasture and the milking robot.

Bull pens



NEW The RSPCA is concerned for the welfare of bulls kept on their own on farms for long periods of time. Producers should consider the options for companionship for bulls. Keeping bulls on their own may be prohibited in future editions of the standards.

- E 11.1** **REVISED** Bull pens must be sited so as to allow the bull visual and tactile (physical) contact with other cattle.



NEW Tactile (physical) contact should ideally be with non-bulling cattle.

- E 11.2** Bulls must be attended to at least twice daily by farm staff.
- E 11.3** Individual accommodation for an adult bull of average size must include a bedded sleeping area of at least 16m².
- E 11.4** For very large bulls, the sleeping area must not be less than 1m² for each 60kg liveweight.
- E 11.5** An exercise and service area must:
- a) be provided
 - b) be no less than 25m² in total area.
- E 11.6** Bull pens must:
- a) be safe for the stock-keepers tending them
 - b) include adequate restraining facilities
 - c) include an escape route.

Handling facilities

- E 12.1** There must be appropriate holding and handling facilities on the site.
- E 12.1.1** All holding and handling facilities (whether indoors or outdoors) must minimise stress and prevent injury to the animals
- E 12.2** Races and gates must be designed so that animals can move through them unhindered when required.
- E 12.3** When operating gates and catches, every effort must be made to reduce excessive noise that may cause distress to the animals.
- E 12.4** If a problem relating to standard E 12.3 is identified, noise reduction mechanisms must be fitted as necessary.
- E 12.5** Loading facilities must provide a ramp of no more than a 20% incline.

- E 12.6** To prevent animals from slipping or falling off, all loading ramps and tail boards must:
- be fitted with side gates
 - have foot battens that are suitably spaced
 - be covered with straw or another suitable material.



Consideration should be given to providing a loading bay and/or ramp that enables animals to walk straight into or out of the vehicle on the level or slight gradient.

Fencing

- E 13.1** All fencing must be adequately inspected and maintained.
- E 13.2** Electric fences must be:
- designed
 - installed
 - used
 - maintained
- so that contact with them does not cause more than momentary discomfort to the cattle.
- E 13.3** The use of electric fences on self-feed silage systems is prohibited.
- E 13.4** Alternative feed barriers must be designed so as to avoid any potential threat to the animals; for example, becoming trapped between the feed face and the barrier.
- E 13.5** **NEW** Invisible “virtual” fencing and associated electric shock collars are prohibited.



NEW The RSPCA is aware of some potential welfare benefits of virtual fencing, for example monitoring the location and behaviour of cattle remotely, and preventing access to unsafe areas, but does not feel these outweigh the concerns.

These concerns include:

- A lack of visual stimuli to mark the fenceline.
- The training of the animals. For example, the audible cue used to “train” the animals to the fenceline may stimulate a startle response, even without an electric shock.
- How a malfunctioning collar, e.g. giving continual shocks, is identified.
- The time to respond to a malfunctioning collar.
- The risk that cattle could be inspected less frequently, due to the ability to move a fence remotely via GPS.
- Increased risk of livestock worrying by dogs, as virtual fences do not act as a physical barrier.

Due to these concerns, the RSPCA is keeping virtual fences under review.

Disposal of waste

- E 14.1** **REVISED** Animal waste and effluents, including slurry, must be stored and disposed of in such a way as to:
- minimise the risk of spread of disease to other animals or humans
 - avoid polluting the environment.
- E 14.2** Muckheaps in fields must be fenced off to prevent direct access by grazing livestock.

Climate change and animal welfare



Changing weather patterns attributable to climate change are affecting all farmed species. These include high temperatures, rapid and unpredictable temperature fluctuations, high and low rainfall, strong winds, and increased sunlight and humidity. Future planning will need to take these scenarios into account. Increased contingency planning will also be required to safeguard welfare against these more extreme weather events.

Animals kept outdoors are likely to require improved provision of shelter from direct sun, wind and rain. On some soil types, sustained rainfall increases the risk of deep mud, which increases the risks of disease and injury from slippage. If heavy rain is followed by a heatwave, poaching produces hard, uneven ground that further increases injury risk. Lower stocking densities may help mitigate these effects. Local microclimates may either reduce or intensify climate change impacts.

Management

- M 1.1** All records and other documentation that the *RSPCA welfare standards for dairy cattle* require the producer to keep and maintain must be made available on request.

Managers

- M 2.1** Personnel with responsibility for the management of approved establishments must be named and recorded.
- M 2.2** Managers must ensure that all stock-keepers:
- have access to a copy of the current version of the *RSPCA welfare standards for dairy cattle*
 - are familiar with its content
 - understand and apply its content.
- M 2.3** Managers must:
- develop and implement a suitable training programme for stock-keepers with regular updates and opportunities for continuing professional development and keep records of such training within the VHWP (see standard H 1.1)
 - demonstrate the staff with responsibilities for stock care have the relevant and necessary skills to perform their duties
 - ensure that the VHWP:
 - is implemented
 - is updated annually
 - includes appropriate recording of the required data
 - maintain records of production data and use of medication, which must include:
 - documentation on all incoming and outgoing stock on the farm
 - LEGAL** types and quantities of medicine used
 - develop and implement a transport plan to a slaughterhouse which:
 - includes a method of identification of animals (see standard M 5.2)
 - minimises waiting time for the cattle.
- M 2.3.1** **NEW** All cattle being sent to slaughter must:
- by the 1st January 2029 at the latest, go directly from the farm to a slaughterhouse that has been approved by the scheme assessing against these standards
 - be transported by a haulier that is approved by the scheme assessing against these standards (where a haulier is used).



NEW Regarding standard M 2.3.1, an exception can be made against this standard where legislation states otherwise, e.g. where an animal has been identified as a TB reactor.

- M 2.3.2** **NEW** Managers must ensure that the slaughterhouse is informed of the arrival of any animals that are, or are suspected to be, in the last third of pregnancy (see standard S 10.3).

M 2.4 **REVISED** Managers must:

- a) develop and implement contingency plans and preventative measures for the following emergency situations, to help ensure the welfare of the animals can be safeguarded:
 - i. fire
 - ii. flood
 - iii. interruption of supplies to the farm, e.g. feed, water, electricity
 - iv. notifiable disease outbreaks
 - v. mass on-farm culling, e.g. due to an outbreak of foot and mouth disease where all susceptible species on the farm need to be culled (see information box below)
 - vi. periods where the animals are required to remain on the farm for longer than planned, e.g. during a bTB breakdown
- b) provide an emergency action board sited in a prominent position that is visible to all farm staff and emergency services, which must include:
 - i. the procedures to be followed by those discovering an emergency
 - ii. the location of water sources for use by the fire services
 - iii. the what3words address and postcode for location of the unit.



NEW With regards to standard M 2.4 a) v), producers should always be prepared for mass on-farm culling. Contingency plans are required to ensure that mass culling can be carried out without delay, effectively and humanely. Contingency plans should include:

- details of the on-farm mass culling method(s) that can be used and how they are to be implemented
- access routes for vehicles and equipment to the cattle buildings
- any additional biosecurity measures required
- actions to be taken to ensure cattle welfare is protected up to the point of death (e.g. feed and water provision, space allowance)

The RSPCA will be developing future standards in this area to ensure on-farm mass culling is effective and humane.

M 2.5 Should an emergency require the relocation of livestock to unassured premises, the assurance scheme assessing against these standards must be informed immediately.

M 2.6 Managers must:


- a) have access to, and make available to all stock-keepers, a copy of the Defra booklet *Emergencies on Livestock Farms* (PB 1147, 1992) (Available online)
- b) have access to the Defra booklet, *Farm Fires: advice on farm animal welfare* (PB 9326, 2011)
- c) be familiar with and implement the relevant content from the publications cited in a) and b), above.

M 2.7 All farms must be milk recorded using a recognised International Committee for Animal Recording (ICAR) approved milking system.


Stock-keepers

- M 3.1** **LEGAL** Prior to being given responsibility for the welfare of livestock, stock-keepers must be given appropriate verifiable training for their specific area/s of responsibility. Evidence of this must be provided upon request.

 **Please note, all staff includes temporary staff.**

 **Verifiable training can be obtained through attending a course run by Lantra, City and Guilds or agricultural universities or colleges. A local veterinary practice may also run appropriate courses. A letter from the farm's veterinary surgeon detailing which procedures named members of staff are competent to undertake would also be acceptable.**

- M 3.2** Prior to being given responsibility for high-risk procedures, stock-keepers must have passed a practical assessment. Evidence of this must be provided upon request.

 **High risk procedures are those listed under standard M 3.6.**

- M 3.3** All stock-keepers must:

- a) understand the times and circumstances where cattle are prone to welfare problems on their own unit
- b) be able to demonstrate their competence in recognising and dealing with welfare problems relating to a)
- c) have appropriate knowledge and understanding specific to their area of work and those areas listed under standard M 3.4
- d) be able to recognise signs of normal behaviour, abnormal behaviour and fear
- e) be able to recognise signs of common diseases and understand their prevention and control, and to know when to seek veterinary help.

- M 3.4** Specific areas of knowledge relating to standard M 3.3 which stock-keepers must have a knowledge of are:

- a) what constitutes good nutrition in cattle
- b) body condition scoring and locomotion scoring
- c) the functional anatomy of the normal foot, its care and treatment
- f) the functional anatomy of the normal teat and udder
- g) the requirement for good parlour hygiene and a well maintained milking machine
- h) breeding implications, particularly the selection of bulls for heifers
- i) calving and the care of the new-born calf, including routine procedures such as castration and disbudding
- j) administration of drugs, particularly orally, intramammary and via injection.

- M 3.5** Stock-keepers must be able to demonstrate competence in handling animals in a positive and compassionate manner.

- M 3.6** **REVISED** Stock-keepers must be able to demonstrate their competency in procedures that they may be required to undertake and have the potential to cause suffering, including: injections; oral dosing (including stomach tubing); intramammary applications; foot trimming; disbudding; castration; marking; calving; emergency slaughter/killing; and per rectum procedures, e.g. Artificial Insemination and Pregnancy Diagnosis.
- M 3.7** When loose housed, polled and horned cattle must not be grouped together, except where a social group exists.
- M 3.8** Precautions must be taken to prevent injury through bullying.

NEW Sourcing livestock

- M 4.1** **NEW** Replacement in-milk cows must be sourced directly from the farm.



NEW For clarification, sourcing directly from farm prohibits the use of collection centres or markets along the animals' journey.

- M 4.2** **NEW** Where replacement in-calf dairy cattle are being sourced they must be brought onto the farm before their 27th week of pregnancy.

- M 4.2.1** **NEW** Replacement in-calf heifers/cows must be sourced directly from the farm.



NEW We strongly encourage all replacement animals to be sourced from farms approved by the farm assurance scheme assessing against these standards.



NEW For clarification, sourcing directly from farm prohibits the use of collection centres or markets along the animals' journey.

Handling

- M 5.1** Cattle must be handled quietly and firmly at all times, with care to avoid unnecessary pain or distress.
- M 5.1.1** The behaviour of cattle must be taken into account when they are being moved, so as to avoid unnecessary fear or distress (see information box below).



- Cattle have poor vision for distance and detail, so they should not be led into dark areas i.e. areas with poor lighting.
- Cattle are easily startled and so should not be subjected to sudden movement of nearby objects.
- Cattle have hearing that is similar to humans, so they should not be subjected to sudden loud noise.
- Cattle have a strong instinct to herd, so they should not be isolated.

- M 5.2** Animal handlers must:
- be trained
 - understand the likely stress factors cattle may be subjected to
 - appreciate how cattle react towards other cattle, towards humans and to strange noises, sights, sounds and smells.



Animal handling training may be delivered by a local university or college, via Lantra, City and Guilds or other providers. It may also be provided by suitably qualified members of the farm's staff.

- M 5.3** Cattle must not be moved or loaded unless:
- the way forward for the lead animal is clear
 - there is adequate space available for them to move into.

M 5.4 Cattle must not be rushed or run along tracks/races/passageways or through gateways.

M 5.5 Animals must not be pulled or lifted by the tail, ears or limbs.

M 5.6 Sticks must not be used for hitting cattle.



Sticks or other benign handling aids may be used as extensions of the arms.

M 5.7 Electric goads must not be present or used on any site.

M 5.8 A cattle-handling unit must be available, comprising a collecting system and a method of restraint, appropriate to the type, temperament and numbers of stock to be managed.

Identification

- M 6.1** Neckbands, tailbands or legbands must:
- only be used for identification purposes
 - be fitted with care and adjusted as required to avoid unnecessary pain or distress.

M 6.2 The marking of cattle must be done with care by trained, competent operators so as to avoid unnecessary pain and distress to the animals.



Acceptable methods of permanent on-farm marking, when carried out by a trained and competent person, include ear tagging as approved by Defra (a legal requirement) and implanted electronic transponders.

Tattooing and freeze-branding result in a permanent mark which allows cattle to be identified from a distance. Whilst not prohibited under the standards, they cause pain when being applied so the use, whenever possible, of alternatives such as appropriately fitted neck bands and leg straps is strongly encouraged.

- M 6.3** Aerosols or paints used for temporary marking must be non-toxic.

Equipment

- M 7.1** When equipment is installed which affects animal welfare, stock-keepers must be able to:
- demonstrate an ability to operate equipment
 - demonstrate the ability to carry out routine maintenance
 - recognise common signs of malfunction
 - demonstrate knowledge of action to be carried out in event of a failure.
- M 7.2** **LEGAL** All automatic equipment must be thoroughly inspected by a stock-keeper, or other competent person, at least once a day, to check that there is no defect in it.
- M 7.3** **LEGAL** Where a defect relating to standard M 7.2 is found:
- the defect must be rectified immediately, or
 - if this is impracticable, such measures as are required to safeguard the livestock from suffering unnecessary pain or distress as a result of the defect must immediately be taken and maintained until the defect is rectified.
- M 7.4** **LEGAL** Where the automatic equipment includes a ventilation system, the system must contain:
- an alarm which will give adequate warning of the failure of that system to function properly
 - an alarm which will operate even if the principal electricity supply to it has failed
 - additional equipment or means of ventilation (whether automatic or not) which, in the event of such a failure of the ventilation system, will provide adequate ventilation so as to prevent the livestock from suffering unnecessary distress as a result of the failure.

Inspection

- M 8.1** When cattle are housed, stock-keepers must:
- inspect their livestock, and the equipment upon which such stock may depend, at least twice daily
 - record any observations and/or actions taken.
- M 8.2** Any welfare problems seen during an inspection by the stock-keeper/producer must be dealt with appropriately and without delay and recorded.



Welfare problems of sufficient severity that they should have been noticed on previous inspections and dealt with, shall be taken by the assurance scheme assessing against these standards as evidence of negligence of duties by the stock-keeper.

Farm dogs



NEW Farm dogs refers to any dogs on the farm under the control of farm staff, with access to cattle, their environment (including pasture) or feed.

- M 9.1** Dogs, including working dogs, must:
- a) be properly trained
 - b) not cause injury or distress to cattle
 - c) be kept under control at all times.
- M 9.2** Producers must ensure that the farm dogs are well cared for, with suitable housing, feeding and proper attention to their health and welfare needs.
- M 9.3** All farm dogs must receive regular, appropriate vaccination and treatment of internal and external parasites with the date of administration and details of each treatment recorded within the VHWP (see standard H 1.1).
- M 9.4** Farm dogs must not be allowed to scavenge on carcasses or animal parts, including placentae.



The parasite *Neospora caninum* is a problem in the cattle industry and can infect cattle (initially) through the ingestion of infected dog faeces. Infected cows can pass it on to their foetus if pregnant, or abort. Dogs can become infected via scavenging infected carcasses, placentae/aborted foetuses or potentially through a raw food diet. It is recommended all possible steps are taken to avoid infection in the first place, and always clearing up after farm dogs and any visitors dogs around the farm.

For those farms with public footpaths running through them it is recommended that steps are taken to educate dog walkers about the risks of *Neospora* to cattle and, where possible, placing fencing around the public footpath to ensure dogs cannot stray into the field.

- M 9.5** **NEW** Where farm dogs defecate in areas where cattle have access it must be promptly removed.



NEW The underlying objective is to prevent or limit the potential for pasture contamination and the spread of parasites to livestock from any canids.

Protection from other animals

- M 10.1** A written Wild Animal Control Plan (WACP) must:
- be in place
 - be implemented on farm.
- M 10.2** Levels of potentially harmful wild animals (e.g. rodents and birds) must be humanely managed to avoid:
- the risk of disease spread to livestock
 - damage to livestock buildings and the services on which livestock depend
 - contamination and spoilage of feed.



In England and Wales, the following legislation applies to the management of wildlife:

- **Wildlife and Countryside Act 1981**
- **Animal Welfare Act 2006**
- **The Conservation of Habitats and Species Regulations 2017**
- **Protection of Badgers Act 1992**
- **Pests Act 1954**
- **The Spring Traps Approval (England) Order 2018**
- **The Spring Traps Approval (Wales) Order 2019**
- **The Small Ground Vermin Traps Order 1958**
- **Food and Environment Protection Act 1985**
- **The Control of Pesticides Regulations (COPR) 1986**
- **Animals (Cruel Poisons) Act 1962**

Equivalent legislation applies in Scotland and Northern Ireland.

- M 10.3** The primary means of protecting livestock from wild animals, as documented in the WACP, must be by:
- physical exclusion methods
 - the removal of elements in the vicinity of the dairy cattle that could encourage the presence of wild animals
 - maintaining units in a clean and tidy condition to minimise the risk of wild animals gaining access to the unit.

i Physical exclusion measures are the most humane and effective methods of providing protection from wild animals. Proofing measures should only be applied after the area has been checked and cleared as applying proofing can interfere with rodent behaviour and encourage them to spread to other areas. Methods of proofing and physical exclusion include:

- construction/maintenance of fencing that is appropriate for excluding the wild animals in question
- removal of shelter/cover (e.g. weeds, heaps of rubble, broken equipment etc.) in the area surrounding livestock buildings
- removal/protection of obvious food sources
- maintenance of drains
- maintenance/proofing of buildings against wild animals
- storing bedding away from animals.

i Rodents are less likely to inhabit an area if there is no cover or food supply. Reduced food availability will also increase the likelihood of rodents consuming bait, where applied. When stores or livestock buildings are empty, the opportunity should be taken to check and maintain spaces and introduce any necessary controls before restocking.

M 10.4 Where any lethal method of control is being considered, a site survey of the unit must be carried out before applying the control (i.e. bait or traps), identifying:

- a) the type, level and extent of the problem species
- b) any non-target animals likely to be present
- c) any housekeeping and proofing issues.

M 10.5 Where any lethal method of control is used, its use must have taken into account the results of the site survey (see standard M 9.4).

M 10.6 The WACP must include provisions that specifically exclude the snaring or gassing of animals, and the use of glue traps.

M 10.7 Long-term baiting must not be used as a routine rodent control measure.

i Long-term baiting should not be necessary if bait or traps are applied effectively. Long-term baiting can also contribute to bait resistance in rodents.

i The RSPCA is opposed to the use of poisons that cause animal suffering and it is important not to rely solely on the use of rodenticide. The RSPCA is concerned about the welfare of all animals that have the capacity to suffer, and therefore all alternative forms of humane deterrent should be exhausted before resorting to the use of poisons for rodents.



Any baiting programme should be considered carefully and justified in risk assessments for each location where used. Consideration should be given to using non-toxic baits in order to ascertain the presence of rodents, which may necessitate the use of rodenticide.

M 10.8 When bait and/or traps are used, records of the use must be kept and:

- a) state the location of the bait/traps
- b) state what bait/traps were used
- c) state the volume/number of bait/traps placed
- d) state the name of the person who placed the bait/trap
- e) be retained for at least two years.

M 10.9 Bait and traps must:

- a) be placed in suitable positions
- b) be sufficiently protected to avoid harming non-target animals.



Site plans should highlight potential high risk areas for wild animal activity rather than permanent baiting locations.

M 10.10 Bait must be used according to the manufacturer's instruction for:

- a) storage
- b) usage, including areas of use and replenishment
- c) disposal.

M 10.11 Traps must be:

- a) used according to the manufacturer's instructions
- b) maintained in good order
- c) disposed of appropriately if no longer fit for purpose, e.g. have broken
- d) stored safely and securely.

M 10.12 Bait points must:

- a) be monitored regularly, and
- b) records of monitoring be kept including:
 - i. levels of activity at each bait point
 - ii. any missing or disturbed bait
 - iii. the name of the person responsible for monitoring the bait points.

M 10.13 Trap points must:

- a) be monitored at least twice a day, ideally at dawn and dusk, and
- b) records of monitoring be kept including:
 - i. level of activity at each trap
 - ii. any missing or disturbed traps
 - iii. the name of the person responsible for monitoring the traps.

M 10.14 Any injured, sick or dying wild animals found – that have been targeted for control – must be humanely dispatched immediately to prevent further suffering.



Regular replenishment of bait will help prevent sub-lethal doses, which can result in a build-up of resistance to the active ingredient.

M 10.15 Where bait is used, dead animals must be disposed of safely, in line with the manufacturer's product label.



Safe disposal of wild animals that have died as a result of poisoning reduces the risk of secondary poisoning in non-target species, such as domestic and other wild animals (including birds), that may consume the carcasses.

M 10.16 Once treatment has finished, all traps and traces of bait must be:

- a) removed
- b) disposed of according to the manufacturer's instructions.

M 10.17 Domestic animals must not have access to the unit, other than farm dogs and cats.

M 10.18 Farm cats must be:

- a) in a healthy condition
- b) regularly wormed (record to be kept in medicine book).

M 10.19 Wild animal control methods must be covered by the farm COSHH assessment, where required.

M 10.20 Managers must ensure all stock-keepers:

- a) have access to a copy of the Campaign for Responsible Rodenticide Use, *UK Code of Best Practice and Guidance for Rodent Control and the Safe Use of Rodenticides*
- b) are familiar with the content
- c) understand and apply its content.



Producers are strongly encouraged to complete at least one of the free, self-study training courses on rodent control, available at: www.thinkwildlife.org/training-certification/#int_Ink.

The courses are approved by the Campaign for Responsible Rodenticide Use (CRRU). Further information and access to the CRRU Code of Best Practice is available on the AHDB website, here: <https://ahdb.org.uk/knowledge-library/rodent-control-on-farms>.

NEW Artificial Intelligence



NEW The RSPCA is reviewing the role of artificial intelligence and the wide-ranging benefits it can bring to dairy cattle welfare, particularly in the areas of welfare outcome assessment, lameness detection and behavioural assessment.

It is strongly recommended that producers investigate the use of such technology to further safeguard and improve animal welfare.

Where such technology is being considered, please contact the RSPCA Farm Animals Department.

Transition/freshly calved cows

TC 1.1 **REVISED** Transition/freshly calved cows must:

- be given a total feeding space allowance of 100cm per cow or, where feed spaces have individual partitions, 15% more partitions than the number of cattle using them
- have a specific section in the nutrition plan
- be introduced to changes in nutrition gradually
- undergo minimal social stress caused by group mixing.

TC 1.2 If housed in cubicle systems as a group, there must be at least 15% more cubicles than the expected number of transition/freshly calved cows at any one time.

TC 1.3 If housed in straw yard accommodation, the floor space allowances must be as follows:

Weight of animal (kg)	Minimum bedded lying area (m ²)	Minimum non-bedded/loafing area (m ²)	Minimum total area per animal (m ²)
400 to 499	6.5	3.0	9.5
500 to 599	7.0	3.0	10.0
600 to 699	7.5	3.0	10.5
700 to 799	8.0	3.5	11.5
>800	9.0	3.5	12.5



It is recommended that transition/freshly calved cows are kept under particularly close observation and that the following is achieved:

- body condition scoring (BCS) should be undertaken every fortnight during late lactation, aiming for a BCS of 2.5-3 at drying off which should be maintained until she calves
- luke warm water or rehydration electrolytes should be offered to cows after calving
- screening for disease should be undertaken regularly in the three weeks post-calving with high levels of hygiene maintained
- feed should be managed to maximise intake – 5% feed should be left over each day and refusal removed.

TC 1.4 Heifers' feet must be pre-conditioned to concrete prior to the heifer entering the transition/freshly calved period. Also see standard E 5.17.

TC 1.5 **NEW** Steps to provide good lying comfort for transition cows must be taken.



NEW Examples of providing good lying comfort for transition cows include: providing a greater bedding depth than that provided for the milking herd (e.g. thicker mattresses, deeper substrate); use of sand, as this can shape around the cows body and is associated with good cow comfort; providing a larger cubicle to cater for the additional width of a transition cow; or providing a well-bedded yard to allow for a greater choice in lying position and orientation.

Health

Health and welfare monitoring

- H 1.1** All dairy units must have a written Veterinary Health and Welfare Plan (VHWP) drawn up in consultation with the attending veterinary surgeon and other suitably qualified persons, for example nutritionists and/or person(s) responsible for the animals. This plan must include:
- the names and specific roles of all personnel involved with the care of livestock on the farm
 - an infectious disease and vaccination plan with details of any vaccines required to be used, target animals and boosters required
 - a parasite control plan that specifies strategies to prevent infestations and worming programmes, including target animals and medicines to be used
 - a biosecurity and infectious disease control policy for controlling the spread of infectious disease between stock, which must include disease investigation and surveillance, the introduction of incoming stock and the isolation of stock with infectious disease (see Appendix 1)
 - procedures for the management of casualty animals and downer cows, including methods for humane emergency slaughter/killing
 - an effective procedure for identifying animals that are undergoing/have undergone treatment, which is known to all farm staff
 - procedures for the safe disposal of pharmaceutical waste, needles and other sharps, in accordance with the relevant waste disposal regulations.
- H 1.1.1** All plans and procedures laid out in the VHWP must be implemented as written.
- H 1.2** **REVISED** Pain relief must be provided:
- when any procedure performed on the animal is likely to cause pain during and/or after the procedure, for example therapeutic foot trimming
 - when an animal is suffering from a condition which is likely to be painful, e.g. lameness, assisted calving.
- H 1.3** The VHWP must be:
- reviewed at least annually
 - updated as required and in any case at least annually.
- H 1.3.1** Dairy producers must arrange for quarterly veterinary visits to review health records and health and welfare management.
- H 1.3.2** The timing of visits relating to standard H 1.3.1 must be such that maximum health, welfare and management advantage is achieved.
- H 1.3.3** **NEW** All units must have a veterinary practice:
- with out of hours capacity that can be called in the case of an emergency
 - with a veterinary surgeon who is able to visit the farm without delay in the event of an emergency
 - listed in the VHWP, including the practice phone number.

- H 1.4** The individual farm VHWP must:
- a) identify and list all the health and welfare conditions currently affecting and likely to affect the herd (see standard H 1.5)
 - b) document (i) how, (ii) when and (iii) how often each condition will be monitored
 - c) record the type of animal affected (i.e. age, stage of production etc.)
 - d) record the level of each condition for the farm
 - e) set a threshold limit for the level of each condition for the farm
 - f) monitor the level of each condition for the farm
 - g) for each condition, develop and implement a plan designed to prevent any increase in, and/or reduce the average level of that condition for the farm (a prevention plan), including the method of control to be used
 - h) ensure a treatment plan is developed for the health and welfare conditions listed in standard H 1.5.

- H 1.4.1** **REVISED** If any conditions exceed the agreed threshold limits for that condition in the VHWP the prevention/control plans for that condition must be reviewed and revised in consultation with the relevant advisor to address any problems which have been identified.

- H 1.5** The following health and welfare conditions, where applicable to the unit, must be listed in the VHWP (see standard H 1.4):

- a) metabolic disorders (hypocalcaemia, hypomagnesaemia, ketosis, displaced abomasum, bloat, acidosis)
- b) problems at calving
- c) injuries (including those that result in the use of hobbles/shackles)
- d) body condition
- e) prevalence and incidence of lameness
- f) incidence of mastitis
- g) **LEGAL** mortality – including sudden deaths and those humanely killed as unfit
- h) the main disease problems known or suspected to be present on-farm, e.g. mastitis, Johne's disease, TB, IBR and many others.



To reduce the time taken to complete the Welfare Outcome Assessment (WOA), and for consistency to allow year-on-year comparison, it is recommended that producers, their vets and other analysts looking at this data calculate standard H 1.5 e), f) and g) according to the guidance laid out in the WOA protocol in Appendix 4 (see Sections 1 (lameness), 9 (mastitis), and 11 (mortality)). This guidance has been drawn up using currently used industry methods and recommendations.

- H 1.6** **REVISED** All sudden deaths, disease outbreaks and cattle killed as unfit must be:

- a) recorded, with
 - i. the date of the incident
 - ii. the suspected or known cause
- b) reported to the veterinary surgeon, if appropriate.

- H 1.6.1** The outcome of any action relating to standard H 1.6 must be recorded.

- H 1.7** Provision must be made for the segregation and care of sick and injured animals.

H 1.8 **LEGAL** Any cattle suffering from illness or injury must be:

- a) segregated if necessary
- b) treated without delay.

H 1.8.1 **NEW** Hospital and isolation pens must be designed so they can be managed hygienically.

H 1.9 **LEGAL** In relation to standard H 1.8, veterinary advice must be sought when needed or, if necessary, such animals must be humanely killed.

H 1.10 After fitting cattle with shackles/hobbles they must be individually examined by a vet within 48 hours.



After the first 48 hours, cattle fitted with shackles/hobbles should be re-assessed as necessary by the attending veterinary surgeon. If a herd has >2% cows fitted with shackles/hobbles this may indicate an underlying problem that needs identifying and addressing.

H 1.11 If abnormal behavioural activities develop repeatedly in any particular animal(s), a programme of modification and enrichment must be:

- a) agreed together with the farm veterinary surgeon
- b) pursued until the problem is resolved.



The repeated rubbing of brushes designed for the purpose should not be regarded as abnormal behaviour.

Likely possible abnormal behaviour patterns:

- repeated rubbing in the absence of disease
- tongue rolling/aerophagia
- bar biting/chewing
- pica (licking/chewing solid objects)
- eating soil/sand/dirt
- navel sucking
- ear sucking
- urine drinking

Bovine Tuberculosis

- H 2.1** The VHWP must include a Bovine Tuberculosis Management Plan.
- H 2.2** The Bovine Tuberculosis Management Plan must include the following:
- a) the biosecurity measures in place to minimise the risk of introducing the disease onto the farm from:
 - i. other cattle
 - ii. environmental sources, including from other animals and vehicles
 - b) the biocontainment measures that will be put in place if reactors and inconclusives to the bTB test are found
 - c) what, if any, enhanced testing is being carried out
 - d) a contingency plan to ensure movement restrictions do not lead to a compromise in cattle welfare should a TB breakdown occur.



Current sources of information and advice to help develop the Bovine Tuberculosis Management Plan include:

- a farm's private veterinary surgeon
- the local APHA veterinary surgeon
- the TB Advisory Service
- TB hub: www.tbhub.co.uk

- H 2.3** As part of the Bovine Tuberculosis Management Plan, the following measures must be taken:
- a) restricting badger access to:
 - i. feed stores
 - ii. water and feed troughs
 - iii. mineral licks
 - b) not placing feed directly on the ground at pasture
 - c) cleaning up feed spillages without delay
 - d) boiling or pasteurising milk from the cows prior to feeding to the calves by artificial means
 - e) putting effective physical barriers in place between neighbouring herds
 - f) not sharing equipment or vehicles with other farms
 - g) spreading manure on arable land or pasture at least two months prior to being grazed by cattle
 - h) not using manure from other farms for spreading
 - i) avoiding grazing practices that may increase the risk of cattle ingesting contaminated pasture.

Lameness

- H 3.1** The VHWP must include a foot care plan, which must include:
- the identification of all conditions that could affect foot health on-farm and the specific methods of control to help prevent/reduce them
 - the feet of all cattle to be inspected for signs of abnormal wear, infection or excessive growth at least annually, by a competent foot trimmer (see information box below)
 - the feet of every animal to be inspected at drying off
 - regular footbathing to be implemented, if deemed necessary
 - a target prevalence for lameness, tailored to the individual farm
 - the annual incidence of lameness as laid out in the Welfare Outcome Assessment (WOA) protocol (see Appendix 4).



A competent foot trimmer is defined as a trimmer registered with the National Association of Cattle Foot Trimmers (NACFT) or the Cattle Hoofcare Standard Board (CHCSB) and having achieved at least the Dutch Diploma or NPTC Level 3.

H 3.2 Close attention must be given to the condition of the feet during the daily inspections of the cattle.

H 3.3 Cattle with a mobility score of 2 or 3 must receive immediate attention.

H 3.4 At least one permanent member of staff, named in the VHWP, must have undergone recognised training in foot trimming, delivered by someone who holds a hoof-trimming instructor qualification. Evidence must be provided upon request.



Training in foot trimming could be provided by Lantra, a local veterinary practice or another course provider, such as agricultural colleges or universities.



If the farm uses a contract foot trimmer then this person or company should also be named in the VHWP, alongside any qualified member/s of staff. The contract foot trimmer can count as the member of staff needed to meet standard H 3.4.

H 3.5 All lactating cattle must be mobility scored at least four times a year by a mobility scorer registered with the Register of Mobility Scorers (RoMS) and the results recorded in the VHWP.



As a target, the annual average prevalence of lameness in the herd should be no more than 15% for mobility score 2.

There is currently a zero tolerance policy for cattle with a mobility score of 3 which are not undergoing treatment (see standards H 3.3 and H 3.5.1).

There is evidence to show that early detection and prompt, appropriate treatment can usually prevent the development of a score 3 lameness.

For further information, see the AHDB Dairy Mobility Scoring system at <https://ahdb.org.uk/knowledge-library/mobility-scoring-how-to-score-your-cows>, and in Appendix 3.



Electronic mobility scoring systems are in development and becoming commercially available. These systems currently vary in their accuracy and should be verified against the AHDB Dairy Mobility Scoring protocol.

- H 3.5.1** Where an animal with a mobility score 3 is identified, there must be a record of the treatments that the animal has and is receiving, which must include the necessary pain relief and appropriate housing, if applicable.
- H 3.6** Producers must be able to demonstrate their methods for the prevention and treatment of acute foot conditions.
- H 3.7** A footbathing facility must provide:
- a) a treatment containing an antibacterial agent at the appropriate concentration, which is regularly topped up or replaced
 - b) foot dipping of the entire herd at intervals appropriate to the antibacterial agent in current use
 - c) a minimum fluid depth of 100 mm, maintained throughout the duration of footbathing (so the fluid will need to be deeper than this at the start, or regularly topped up with solution of an appropriate concentration)
 - d) a non-slip entry and exit surface.



A pre-treatment foot washing facility to remove excess dirt and organic matter is recommended if the treatment bath is shorter than 3.0m.

- H 3.8** Antibiotic agents must not be used in footbaths.



Monitoring the incidence of lameness is particularly useful when trying to address the following diseases, when present on-farm:

- **White line disease**
- **Sole ulcers**
- **Digital dermatitis**

The methodology used to establish the incidence of lameness should be consistent to allow for effective monitoring of the farm's lameness management.

Body condition scoring

- H 4.1** Body condition change in cattle must be carefully planned, maintained and recorded in the Veterinary Health & Welfare Plan (VHWP), according to the stage of production.
- H 4.2** Body condition scoring must be:
- a) undertaken at least four times per year at the following times during a cow's production cycle:
 - i. drying off
 - ii. calving
 - iii. 60 days post-calving
 - iv. 100 days prior to drying off
 - b) recorded in the VHWP for animals with scores below 2.0 or above 4.0.



Body condition scoring guidance can be found on the AHDB Dairy website. It should be carried out regularly, like monitoring lameness, and could be carried out every milk recording to ensure this is achieved. To maintain good health and fertility, cows should not lose more than 0.5 of a body condition score during their production cycle. The following scores are the acceptable ranges which should be aimed for at various stages of the production cycle:

- at drying off: 2.5-3.0
- at calving: 2.5-3.0
- at 60 days post-calving: 2.0-3.0
- at 100 days prior to drying off: 2.5-3.0.

Although these are minimum ranges, it should be noted that cattle should not be allowed to get excessively fat (BCS ≥ 4.0) or thin (BCS < 2.0).

- H 4.3** The nutrition plan (see standard FW 1.1) must clearly detail how excessively thin (BCS < 2) and excessively fat (BCS ≥ 4) animals will be managed to ensure they achieve a BCS suitable to their stage of production.

Mastitis

- H 5.1** A mastitis treatment and control plan must be detailed within the VHWP and include the following:
- a) pain relief treatments, which must be implemented for every affected cow
 - b) a drying off policy based on targeted use of antibiotic therapy at drying off (prophylactic use of antibiotics at drying off is not permitted)
 - c) a target incidence of clinical mastitis established according to the individual circumstance on-farm
 - d) a cull policy.



If the target incidence for clinical mastitis established in the VHWP is exceeded over a 2-month period, further investigations should take place to try and identify the specific organism involved. The best way to achieve this is to regularly monitor the types of mastitis causing bacteria within the herd by taking aseptic samples of milk from all clinical quarters. These samples should be kept in the freezer and older samples discarded so that around 10 are retained. Therefore, if treatment strategies begin to be less successful, there are recent milk samples available for bacteriological analysis.



It is recommended that producers obtain and read the *Guidelines on the Responsible Use of Antimicrobials in Dry Cow Management* and implement its recommendations. This document is issued by the Responsible Use of Medicines in Agriculture (RUMA) alliance (<http://www.ruma.org.uk/cattle/responsible-use-of-antimicrobials-in-dry-cow-management/>)

- H 5.2** All cases of mastitis must be treated promptly, and underlying predisposing factors corrected.
- H 5.3** Cows with chronic mastitis must be identified and humanely slaughtered.
- H 5.4** The following must be monitored and recorded as part of the VHWP:
- individual cow cell counts
 - clinical cases of mastitis, including quarter(s) affected and the duration of each case
 - antibiotic tube usage.
- H 5.5** Any cows with mastitis must be marked and milked last, and the milk discarded, or milked with a separate cluster and bucket.

Husbandry procedures

- H 6.1** **REVISED** The removal of horns, other than the removal of horn buds (see standard H(C) 1.7 b)), must:
- only be performed by a veterinary surgeon
 - not be a routine procedure.
- H 6.1.1** Practices or procedures which may be detrimental to welfare and have no purpose other than cosmetic enhancement are prohibited.

Breeding/calving

- H 7.1** Induction of parturition must never be used as a routine management procedure.
- H 7.1.1** Breeding must be planned in such a way that caesarean section does not become a routine procedure.



More than one caesarean section in a cow will be considered as caesarean sections becoming a routine procedure for that cow.

H 7.2 **REVISED** **LEGAL** Non-veterinarians performing per rectum investigations, artificial inseminations, and/or ultrasound pregnancy detection must:

- a) have received appropriate training in the relevant techniques
- b) be competent to perform the procedures.



REVISED Alternatives to per rectum pregnancy diagnosis should be considered, for example:

- blood or milk testing for Pregnancy Associated Glycoproteins (PAGs). This can occur as soon as 60 days after calving and 28 days after service and throughout the whole of the cow's pregnancy. If PAGs are high then the cow is in calf. The milk sample can be taken during the milking procedure and/or as part of routine milk recordings. Self-sampling pots are available, so the farmer can take samples in between milk recordings.
- milk or blood testing for progesterone. If this is carried out at 18-24 days post-service, low levels indicate the cow is not in calf. If it is carried out at more than 24 days post-service, high levels indicate pregnancy, but can also indicate a persistent Corpus Luteum without pregnancy.

H 7.3 **REVISED** Embryo Transfer and Ovum Pick-up must only be performed where written permission has been granted by the RSPCA Farm Animals Department (please see information box below).



NEW Permission to undertake Embryo Transfer and Ovum Pick-up will not be permitted except in exceptional circumstances and where there will be an outcome that is demonstrably beneficial to animal welfare.

Requests for permission to perform such procedures are to be submitted, in writing, to the RSPCA Farm Animals Department by the producer in conjunction with the unit's veterinary surgeon. The request is to include the reasons for the request being made and an indication of the number of animals involved.



REVISED Embryo Transfer and Ovum Pick-up are invasive techniques and have been identified by the Banner Committee's *Report on the Ethical Implications of Emerging Technologies in the breeding of Farm Animals* (1995) and the Farm Animal Welfare Committee's *Opinion on the welfare implications of breeding and breeding technologies in commercial livestock agriculture* (2012)* as posing risks to animal welfare.

However, we acknowledge that techniques have progressed since the publication of these reports to address some of the concerns. Organisations, such as the British Embryo Technologies Association, have also developed guidelines to help better ensure that cattle welfare is prioritised when such procedures are undertaken.

*<https://www.gov.uk/government/publications/fawc-opinion-on-the-welfare-implications-of-breeding-and-breeding-technologies-in-commercial-livestock-agriculture>

H 7.3.1 **LEGAL** The use of genetically modified and/or cloned animals, and their offspring, is prohibited.

H 7.4 Cows must be clean at calving, paying particular attention to udder and teats.

H 7.5 Calving aids must only be used to assist a delivery and not to produce a calf as quickly as possible.

- H 7.6** Before any type of calving aid is used, the cow must be examined to ensure that the calf is properly presented and of a size where natural delivery can be reasonably expected, without causing undue pain and distress to either the dam or the offspring.

Medications/vaccinations

- H 8.1** Medicines must be:
- clearly labelled
 - stored in accordance with the label instructions.
- H 8.2** Medicines must be kept in a secure, lockable store which is safe from animals, children and birds.
- H 8.3** The medicine store must be separate from food producing areas.
- H 8.4** A nominated person must:
- be responsible for the management of the medicine store
 - keep appropriate records for stock control purposes.
- H 8.5** Any medicines used must be:
- licensed for use in the UK
 - LEGAL** applied in accordance with UK and EU legislation.



It is recommended that producers obtain, read, and where appropriate apply, the advice contained with the latest version of the *Guidelines on Responsible Use of Antimicrobials in Cattle Production*, issued by the Responsible Use of Medicines in Agriculture (RUMA) alliance (www.ruma.org.uk).

- H 8.6** Antibiotics must only be used when necessary, and always used responsibly.



Prevention is better than cure, and it is the implementation of prevention strategies alongside the adoption of farming practices that prioritise and promote animal welfare that are key to reducing antibiotic use.

For more information on this issue, please see the RSPCA information sheet *Antimicrobial resistance and farm animal welfare*, available on the RSPCA website at: <https://www.rspca.org.uk/adviceandwelfare/farm/onfarm>.

- H 8.6.1** **NEW** The prophylactic use of antibiotics is not permitted.



NEW Prophylactic treatment is where antibiotics are given to a group of healthy animals as a preventative measure. We believe that there should be no need for the prophylactic use of antibiotics when following these standards for dairy cattle.

Please note that this is different to metaphylactic treatment. Metaphylactic treatment is where antibiotics are given to a group of animals to help control a disease spreading where some animals in the group are already showing clinical signs of a disease. This form of treatment is not covered by standard H 8.6.1.

- H 8.7** The use of antibiotics on-farm must be reviewed annually and this review must form part of the VHWP (see standard H 1.1).
- H 8.7.1** In light of the findings of the antibiotic use review (see standard H 8.7), an action plan must be drawn up aimed at reducing the use of antibiotics on the farm through improvements in animal husbandry.
- H 8.7.2** **NEW** When reviewing the use of antibiotics on-farm (see standard H 8.7), the following must be included in the review:
- the different European Medicines Agency (EMA) categories of antibiotic drug used
 - which group/s of animals were treated, and for which condition/s (a group of animals refers to animals of a similar age and/or stage of production)
 - the number of animals treated per occasion
 - the total amount of each individual drug within a category that was used per occasion (in mg/kg or mg/pcu)
 - a specific section covering all the above for 'Critically Important Antibiotics' (CIAs).



NEW The antibiotics review (standard H 8.7) is intended to highlight which groups of animals are suffering from particular diseases and therefore aid the development and implementation of targeted prevention strategies.

- H 8.8** All personnel involved in the administration of animal medicines must be competent to do so.

Downer cattle

- H 9.1** Any recumbent animal must be examined by a veterinary surgeon before the farmer attempts to use lifting gear and, initially, the veterinary surgeon must supervise the operation.



NEW Where lifting gear is not used, recumbent animals may be moved without veterinary supervision (see i-box below standard 9.1.3 for appropriate methods) to allow prompt removal from high risk areas.

- H 9.1.1** Whatever type of lifting gear is used, care must be taken not to cause unnecessary pain or distress to the animal.
- H 9.1.2** Animals must only be lifted if there is full body support.
- H 9.1.3** If animals must be moved, they must not be dragged.



REVISED Possible injury-free methods of moving recumbent cattle are as follows:

- on a piece of plywood covered with a good layer of bedding
- on a spare gate, covered in tarpaulin/sheeting and a good layer of bedding
- in a foreloader bucket deeply lined with straw.

- H 9.2** All recumbent (downer) cattle must be treated without delay.

- H 9.2.1** **NEW** Where downer cattle are likely to be in pain, they must be given effective pain relief.
- H 9.3** Where the prognosis for recovery of a recumbent (downer) cow is poor, early intervention by humanely destroying the animal on farm must be undertaken.
- H 9.4** **NEW** When an animal is unable to rise, a record (i.e. log book/sheet) must be kept that includes:
- what time the animal was last checked
 - who carried out the check
 - any changes in the animal, e.g. improvement/deterioration, where relevant
 - any action taken at the check, e.g. medication given.

Casualty animals/emergency slaughter

- H 10.1** Each farm must have provisions for the prompt, humane slaughter of emergency/casualty cattle, carried out by a named, trained, competent member of staff or a licensed slaughterman.
- H 10.1.1** Where provisions relating to standard H 10.1 are not possible, a veterinary surgeon must be called out to carry out the procedure.
- H 10.1.2** Names and contact details of staff who are trained in humane slaughter/killing, and a slaughterman, must be:
- listed in the VHWP (see standard H 1.1)
 - available to all staff members.



Members of staff trained in humane slaughter/killing and slaughtermen named in the VHWP should have read the following relevant HSA guidelines, available online at <https://www.hsa.org.uk/publications/online-guides>:

- emergency slaughter
- humane killing of livestock using firearms
- captive bolt stunning of livestock

- H 10.1.3** Equipment for the slaughter/killing of animals must be:
- maintained according to the manufacturer's instructions
 - easily accessible to the relevant member of staff
 - checked at least monthly and immediately prior to first use of the day to ensure it is in good working order.

- H 10.1.4** **NEW** A competent person responsible for checking the equipment for emergency slaughter/killing (see standard H 10.1.3), must be named in the management plan for downer/casualty animals (see standard H 1.1 e)).



NEW Regarding standard H 10.1.4, the named person can be a contracted slaughterman or vet.

- H 10.1.5** **NEW** A log book must be kept of the equipment checks (see standard H 10.1.3 c)) including:
- who carried out the checks
 - the date the checks were carried out
 - any problems identified
 - the actions taken to rectify any problems identified.
- H 10.2** If there is any doubt as to how to proceed, the veterinary surgeon must be called at an early stage to advise whether treatment is possible or whether humane slaughter is required to prevent suffering.
- H 10.3** If an animal is in severe pain that is uncontrollable, then the animal must be promptly and humanely slaughtered/killed.



It is not illegal to slaughter an animal to prevent further severe suffering if a method of humane slaughter is available on the premises and there is someone competent to undertake the procedure. However, for non-emergency casualty slaughter, a slaughterman's licence is required if a captive bolt pistol is used.

- H 10.4** **LEGAL** Cattle must only be slaughtered/killed on-farm using one of the following methods:
- free bullet
 - captive bolt followed by bleeding or pithing
 - chemical euthanasia by overdose of an anaesthetic drug (carried out by a veterinary surgeon) or in an emergency when none of the above is available:
 - shotgun.
- H 10.5** **LEGAL** All carcasses must be disposed of strictly according to current legislation.
- H 10.6** A record must be kept of how and where all such carcasses are disposed of.
- H 10.7** **NEW** Cows in the last third of their pregnancy period (i.e. 27 weeks pregnant or more) requiring emergency/casualty slaughter on-farm must be treated:
- according to standards S 10.5, S 10.6 and S 10.7
 - under veterinary guidance.

Welfare Outcome Assessment

Welfare standards for farm animals are primarily based on 'inputs', i.e. they describe what must be provided to the animals in terms of certain resources, such as housing, space, feed, veterinary care and management practices. However, it is important to know what effect these inputs are having on the welfare of the animals and therefore look at the 'outcomes' of these inputs, i.e. the impact of these inputs on the health, physical condition and behaviour of the animals themselves. This practice is known as 'Welfare Outcome Assessment'.

i RSPCA Welfare Outcome Assessment¹ has been developed for dairy cattle and offers a practical and scientifically informed method to provide a more objective, animal-focussed picture of the level of welfare being achieved on-farm for certain key welfare measures. The welfare measures selected for assessment are listed in Appendix 4 at the back of the document.

¹RSPCA Welfare Outcome Assessments are informed by AssureWel, a collaborative project led by the RSPCA, Soil Association and University of Bristol with a primary aim of developing farm animal welfare outcome assessments for use within farm assurance schemes.

i The following information is applicable to RSPCA Assured members only:

Members of the RSPCA Assured scheme will receive a Welfare Outcome Assessment as part of their routine RSPCA Assured farm assessment visits. Additional Welfare Outcome Assessments may also be undertaken by RSPCA staff, as part of the RSPCA Assured certification process.

WA 1.1 It must be ensured that a Welfare Outcome Assessment is conducted:

- a) according to the protocol in Appendix 4
- b) using the assessment form in Appendix 4 or the equivalent current Welfare Outcome Assessment form used by the farm assurance scheme assessing against these standards
- c) on a regular basis or, for members of the farm assurance scheme that is assessing against these standards, during each scheme assessment visit
- d) by:
 - i. a suitably competent person that is independent from the direct management of the farm
 - ii. in the case of assurance scheme members, by the relevant scheme personnel.

i With reference to standard WA 1.1 c), Welfare Outcome Assessments should be carried out approximately every 12 months.

i With reference to standard WA 1.1 d), a suitable person to conduct the assessment would be a qualified vet; a relevant, independent consultant with a good knowledge of dairy cattle welfare and production; a Farm Assurance Scheme Assessor; or the company fieldsman (or, if the company does not have a Fieldsman, someone with an equivalent role within the company).

- WA 1.2** A completed copy of the Welfare Outcome Assessment form (see standard WA 1.1 b)) or a record of the results must be kept:
- a) on farm
 - b) for a minimum of five years.
- WA 1.3** With regards to standard WA 1.2, the document left on farm must include the following information:
- a) the date of the audit
 - b) the group audited
 - c) the name, organisation and job title of the person who undertook the assessment
 - d) **REVISED** the average age of the herd at the time of the assessment
 - e) any action to be taken (see standard WA 1.4)
 - f) the signature of the person undertaking the audit.
- WA 1.4** Any health/welfare issue identified as an area of concern must be included within the VHWP (see standard H 1.5).



The Welfare Outcome Assessment will not always provide a definitive farm level prevalence for the measures assessed. The assessment has been designed to identify areas of welfare concern that are likely to be more widespread on the farm and therefore warrant further investigation and careful monitoring. Welfare Outcome Assessments can also indicate areas where welfare is being safeguarded.

Transport

Trading Cattle



Cattle presented for sale at livestock markets and passing through collection centres will automatically lose their farm assurance scheme status, see standards S 1.1 and S(C) 1.1.

The RSPCA has serious health and welfare concerns regarding cattle passing through markets and collection centres. It is therefore strongly recommend that these establishments are not used at all. The RSPCA continues to keep this situation under review.

- T 1.1 Cattle must not be exported overseas, either directly from the farm of origin, or indirectly via a third party.
- T 1.2 Producers must be able to provide verification of compliance with standard T 1.1 on request.
- T 1.3 Producers must notify any auction markets they use that the animals they sell are not for export.

Casualty animals

- T 2.1 A sick or injured animal may only be transported if they are:
- a) being taken for veterinary treatment
 - b) suitable for loading, travelling and unloading.
- T 2.1.1 **REVISED** If in doubt about an animal's fitness to travel, a veterinary surgeon's advice must be sought and recorded prior to that animal being transported.

Training

- T 3.1 **LEGAL** Personnel in charge of cattle transporters must:
- a) have completed an approved training course, preferably validated
 - b) be able to demonstrate competence in handling cattle when loading and unloading them, and while in transit.
- T 3.2 The Humane Slaughter Association (HSA) has developed a training programme (*The Road Ahead – livestock welfare in transit*) for use by hauliers. This must be utilised as part of the staff training programme.
- T 3.3 Hauliers must:
- a) have access to a copy of the current version of the *RSPCA welfare standards for dairy cattle*
 - b) be familiar with its relevant content
 - c) understand and apply its content.

- T 3.4** Animal handlers and hauliers must be trained to:
- understand the stress factors cattle are likely to encounter
 - appreciate how cattle react to other cattle
 - appreciate how cattle react to humans
 - appreciate how cattle react to strange noises, sights, sounds and smells
 - appreciate how driving style impacts the animals in transit.

- T 3.5** The behaviour of cattle must be taken into account when they are being moved, so as to avoid unnecessary fear or distress.



- **Cattle have poor vision for distance and detail; so they should not be led into dark areas i.e. areas with poor lighting.**
- **Cattle are easily startled and so should not be subjected to sudden movement of nearby objects.**
- **Cattle have hearing that is similar to humans, so they should not be subjected to sudden loud noise.**
- **Cattle have a strong instinct to herd, so they should not be isolated.**

Handling/loading/unloading

- T 4.1** Sticks must not be used for hitting cattle.



Sticks and benign handling aids may be used as extensions of the arms.

- T 4.2** The presence and use of electric goads is not permitted on any vehicle or unit.

- T 4.3** Races and gates must be designed and operated so that animals can move through them unhindered when required.

- T 4.4** When operating gates and catches, every effort must be made to reduce excessive noise which may cause distress to the animals.

- T 4.5** If a problem relating to standard T 4.4 is identified, noise reduction mechanisms must be fitted as necessary.

- T 4.6** Cattle must not be moved or loaded unless:
- the way forward is clear
 - there is adequate space available for them to move into.

- T 4.7** Loading facilities must provide a ramp of no more than a 20% incline.



NEW Where adjustable gradients are possible, e.g. via reverse ramps or lorries with adjustable flooring, animals should walk on a level surface for as far as possible and calves should not be subjected to more than a 12% incline. This may become a requirement in future standards.

- T 4.8** To prevent animals from falling or jumping off, or slipping, all loading ramps and tail boards must be:
- be fitted with side gates
 - have foot battens that are suitably spaced
 - be covered with straw or an alternative suitable material.

- T 4.9** If a loading ramp is to be modified or newly installed, a reverse ramp must be provided.



When a 'reverse ramp' is installed, it is the vehicle that negotiates the incline until the tail gate is level with the ground and animals walk straight into or out of the vehicle on the level or slight gradient.

Transport

- T 5.1** **LEGAL** The timing of transport for any purpose must be planned between haulier and producer(s), and slaughterhouse, if applicable, to minimise travelling and waiting time for the cattle.
- T 5.2** Cattle must be unloaded immediately at their destination.
- T 5.3** Cattle, including calves, must not be transported for more than 8 hours (from loading of first animal to unloading of the last).
- T 5.4** Cattle, including calves, must have access to water up to the point of transport.
- T 5.5** Cattle must have access to food up to at least 4 hours before loading onto the lorry.
- T 5.6** All deaths and serious or widespread injuries must be recorded and reported to the:
- driver
 - haulier
 - slaughterhouse manager
 - farm manager
- before the next consignment from the same source is collected.
- T 5.7** An on-farm record must be maintained of all incidents during transit and kept within the VHWP.
- T 5.8** All incidents relating to standard T 5.7 must be investigated and the outcome recorded.
- T 5.9** Where causes relating to standard T 5.7 have been identified, prompt action must be taken to prevent further deaths and suffering occurring.
- T 5.10** All transporters must have a *livestock capacity document* on board at all times.



The 'livestock capacity document' will give data on the size of transporter and the carrying capacity for different livestock species under different climatic conditions.

T 5.11 Transporters must provide minimum headroom, when standing in a natural position, of:

Calves – 10cm above highest point of animal

Cattle – 20 cm above highest point of animal.

T 5.12 The floors of all vehicles must be covered with sufficient bedding in order to provide comfort and reduce the likelihood of injury.

T 5.13 **LEGAL** The following space allowances must be provided during transport:

	Cattle weight (kg)	Area per head (m²)
Small calves	50	0.3 to 0.4
Medium calves	110	0.4 to 0.7
Heavy calves	200	0.7 to 0.95
Medium cattle	325-549	0.95 to 1.29
Heavy cattle	550-699	1.30 to 1.59
Very heavy cattle	≥ 700	≥ 1.60

T 5.14 Appropriate lighting, whether natural or artificial, must be available when loading and unloading cattle and to enable cattle to be thoroughly inspected at any time.

T 5.15 There must be no sharp edges or protrusions on any vehicle, internally or externally, that are likely to cause injury or distress to an animal.

T 5.16 Air quality and air flow must be maintained on vehicles in a way that does not negatively affect the welfare of the animals.

T 5.17 All hauliers must have a written Standard Operating and Emergency Procedure to implement during transportation (see Appendix 2).

T 5.18 **REVISED** Any cow in the last third of her pregnancy period (i.e. 27 weeks pregnant and more) must not be transported off the farm, except as a last resort when being sent to slaughter for disease control purposes.



NEW The RSPCA is concerned about the welfare of heavily pregnant cattle during transport and at slaughter.

There are situations where, legally, a producer is obliged to send a heavily pregnant animal to slaughter (if she is not over 90% of her pregnancy), e.g. if she has been found to be bTB positive.

In cases of emergency/casualty slaughter, it is required under these standards that heavily pregnant cattle are slaughtered on-farm.



NEW Please note that standard T 5.18 does not prevent producers from moving such animals between farm holdings for management purposes.

T 5.18.1 **NEW** Cows and heifers that are at high risk of undetected pregnancy must undergo either:

- a) a blood test for Pregnancy Associated Glycoproteins (PAGs) prior to transport, or
- b) a pregnancy diagnosis per rectum carried out by a veterinary surgeon.



NEW Cows and heifers deemed at high risk are those:

- marked as barren that have been with a bull within the last nine months
- that are suspected to be barren and are being sent to slaughter from a farm that has previously sent a heavily pregnant animal to slaughter.

The RSPCA takes very seriously the risk of heavily pregnant animals being sent for slaughter and believes the situation can be reached where this does not occur.

There are accurate, quick blood tests that can be used to detect pregnancy prior to transport.

T 5.18.2 **NEW** In relation to standard T 5.18.1, any animal identified as pregnant must be seen by a veterinary surgeon to establish the approximate age of the foetus before being moved off the farm.

Slaughter/killing

All slaughter/killing systems need to be designed and managed to ensure livestock are not caused unnecessary distress or discomfort. The pre-slaughter handling of livestock needs to be kept to an absolute minimum. Personnel involved in the slaughter need to be thoroughly trained and competent to carry out the tasks required of them.



If good practices and procedures are being implemented at the time of slaughter, the following should be achieved and be seen as contributing to positive dairy cow welfare:

- Mis-stuns <1%
- <2% of cattle vocalise in the stunning and slaughter areas (including the race)
- <3% of cattle slip and no animals fall
- <10% of cattle require any encouragement to move through the slaughter facility.

- S 1.1** **REVISED** All dairy cattle (including calves) being sent for slaughter, whether intended for farm assured beef or veal products or not, must:
- a) by the 1st January 2029 at the latest, go direct from farm to a slaughterhouse assured by the farm assurance scheme assessing against these standards
 - b) not go via a livestock market or collection centre.

- S 1.1.1** **NEW** By no later than 1st January 2029, all dairy cattle (including calves) being sent for slaughter, whether intended for farm assured beef or veal products or not, must:
- a) be transported directly to the slaughterhouse (not, for example, via a collection centre or market)
 - b) be slaughtered at a slaughterhouse that is assured by the farm assurance scheme assessing against these standards
 - c) be transported in accordance with the RSPCA Welfare Standards for dairy cattle
 - d) be slaughtered in accordance with the RSPCA Welfare Standards for dairy cattle.

Training

- S 2.1** Managers must develop and implement an animal welfare policy.
- S 2.1.1** The animal welfare policy (see standard S 2.1) must include written procedures regarding:
- a) maintaining animal welfare in the slaughterhouse
 - b) the responsibilities and duties of staff
 - c) emergency procedures, including for escaped, trapped or injured livestock.
- S 2.2** The animal welfare policy must be reviewed at least annually and updated where necessary.
- S 2.3** **LEGAL** Managers must appoint at least one trained Animal Welfare Officer (AWO), who is responsible for the implementation of the animal welfare policy.

S 2.3.1 **LEGAL** All AWOs must:

- a) hold a certificate of competence for all operations they are responsible for overseeing
- b) have attended the Bristol University Animal Welfare Officer training programme, or other similar recognised, named, validated course on animal welfare at slaughterhouses
- c) keep a record of actions taken to improve animal welfare in the slaughterhouse for which they are responsible.

S 2.4 Managers must:

- a) develop and implement a training programme for all staff involved in the handling and slaughtering/killing of cattle
- b) ensure that these staff are trained and competent to carry out their duties.



For staff undertaking the following operations, a certificate of competence in accordance with Council Regulation (EC) No 1099/2009¹ can be used to demonstrate compliance with standard S 2.4 b):

- a) **the handling and care of animals before they are restrained**
- b) **the restraint of animals for the purpose of stunning or killing**
- c) **the stunning/killing of animals**
- d) **the assessment of effective stunning**
- e) **the shackling or hoisting of live animals**
- f) **the bleeding of live animals.**

¹Council Regulation (EC) No 1099/2009 on the protection of animals at the time of killing, Article 7, Paragraph 2.

S 2.5 When developing the staff training programme (standard S 2.4 a)) the following areas must be included, as appropriate:

- a) cattle welfare
- b) cattle behaviour
- c) handling and movement of cattle
- d) lairage, including lairage conditions and care of cattle during lairage
- e) restraint of cattle
- f) slaughter/killing method/s, including emergency back-up methods
- g) assessment of an effective stun/kill
- h) bleeding.



In relation to standard S 2.5, The Humane Slaughter Association (HSA) *Humane Slaughter – Taking Responsibility* training package can be used to help inform the content of the training programme.

S 2.5.1 Staff must have access to the HSA booklet *Best Practice Guidelines for the Welfare of Cattle in Abattoirs* and to any relevant HSA handbooks for their area of responsibility, e.g. stunning, handling etc. These must have been read, understood and the recommendations applied by the relevant personnel.

- S 2.6** **LEGAL** An AWO must:
- be present on the site at all times whilst slaughter is being carried out
 - make frequent and thorough checks throughout the day to ensure that animals are being effectively stunned and are insensible throughout the slaughter operation.
- S 2.7** **LEGAL** Where it is suspected that animals are not being effectively stunned, the slaughter line must be stopped and immediate remedial action taken.
- S 2.8** The managers, AWOs and all slaughter staff must:
- have access to a copy of the current *Defra Codes of Practice* relating to slaughter (available online)
 - have access to a copy of the current *RSPCA welfare standards for dairy cattle*
 - be familiar with and implement their relevant content.
- S 2.9** The AWO must ensure that animal welfare during the slaughter process is not compromised by operator fatigue.
- S 2.10** To reduce the likelihood of operator fatigue, managers must ensure that rotation of staff is practised as necessary, and recorded.
- S 2.11** Noise must be kept to a minimum at all times in all areas of the slaughterhouse, both from staff and equipment.
- S 2.11.1** Noise levels must be monitored by the manager or AWO.
- S 2.11.2** When acceptable noise levels are exceeded, the causes must be investigated and addressed.



Maximum decibel levels may be set in the future. Unacceptable noise levels are those which are causing fear and distress in the animals, such as startle responses or reluctance to move through the handling system.

Casualty animals

- S 3.1** **LEGAL** Except in exceptional circumstances, cattle that are unable to walk must be slaughtered:
- without delay
 - without the animal being moved, i.e. on the lorry or in the lairage pen
 - using humane casualty slaughter equipment and procedures.



Delay in killing cattle unable to walk can only be justified in exceptional circumstances, i.e. when the welfare of other animals would otherwise be adversely affected.

- S 3.2** Appropriate, well-maintained slaughter/killing equipment must be easily accessible for use in emergencies.

- S 3.3** Casualty animals must be killed:
- in accordance with methods outlined in standard S 8.1 or,
 - by an injection of an overdose of a drug with anaesthetic properties which causes immediate loss of consciousness and then death, to be administered by a veterinary surgeon.
- S 3.4** A member of staff must be present to check animals on arrival and must:
- have access to a copy of the Defra booklet *Welfare of Animals During Transport – Guidance Notes: Part 2a, Fitness to Transport*
 - be familiar with its content
 - implement its recommendations.

Closed circuit television



NEW The RSPCA is reviewing Intelligent Camera Surveillance systems for use in slaughter plants. These systems can alert relevant slaughter plant staff to potential welfare concerns in real time, allowing situations to be dealt with quickly and efficiently. They can also be used to identify areas where staff require additional training or where staff safety is at risk. It is strongly recommended that slaughter plants adopt such technologies to help further safeguard animal welfare in their plant. Where such technology is being considered, please contact the RSPCA Farm Animals Department for further information.



The use of Closed Circuit Television (CCTV) in areas where live animals are present can assist those responsible for monitoring and enforcing animal welfare within the slaughterhouse in ensuring that standards are maintained. It is recommended that CCTV footage is also used for in-house training programmes and to provide an additional level of security at the slaughterhouse.

- S(TV) 1.1** **LEGAL** A functional CCTV system must be installed and operational to monitor animals undergoing the following processes at the slaughterhouse:
- unloading from vehicles into the lairage
 - lairaging, including the movement of animals out of the lairage towards the stun point
 - stunning, including animals approaching the stun area
 - shackling
 - sticking.
- S(TV) 1.2** **LEGAL** CCTV cameras must be positioned to ensure a clear view of the processes being monitored is achieved at all times.
- S(TV) 1.3** **LEGAL** It must be possible to observe clearly the view from each camera at all times via one or more monitors.
- S(TV) 1.4** **LEGAL** CCTV footage must be recorded at all times where animals are undergoing any of the processes listed under standard S(TV) 1.1.

S(TV) 1.5 **LEGAL** The recorded CCTV footage must be:

- a) retained by the slaughterhouse for a period of at least three months
- b) available for viewing on site upon request.



Where possible it may be useful for managers to retain CCTV footage for longer than the three months specified in standard S(TV) 1.5, for their own monitoring and security purposes.

Lairage

S 4.1 **LEGAL** Slaughterhouse managers must ensure that the premises are constructed and maintained so as to prevent any injury being caused to animals confined there.

S 4.2 **LEGAL** The slaughterhouse must provide a lairage facility which:

- a) is constructed so as to provide shelter from direct sunlight and adverse weather conditions
- b) provides animals with a dry lying area
- c) is of adequate size and construction for the number of animals confined there (see standard S 4.4)
- d) provides adequate draught free ventilation
- e) is properly lit to permit animals to be inspected
- f) has drainage facilities for faeces and urine
- g) is able to be thoroughly cleaned between batches of animals
- h) provides easy access to adequate water, which must be available at all times, and to food, if necessary.



Food of a suitable quality for animals in lairage should be provided in sufficient quantity, twice daily.

S 4.3 **LEGAL** The lairage facility must have isolation pens available, in which sick or injured animals can be isolated, located close to the unloading area and within easy access of the stunning area.

S 4.4 **REVISED** A bedded lying area must be provided according to the following minimum space requirements:

Weight (kg)	Minimum bedded lying area (m ²)
<100	1.5
101 to 250	2.5
251 to 350	3.5
351 to 450	4.5
451 to 550	5.0
551 to 600	5.5
601 to 650	6.0
651 to 700	6.25
>700	6.5

- S 4.5** Isolation pens must be available for use at all times.
- S 4.6** Cattle which, because of their sex, age or origin, are likely to be aggressive, must be separated from each other at lairage and must stay in on-farm groups (or be sub-divided).
- S 4.7** Cattle in lairage pens must not be exposed to bright artificial light or direct sunlight except during antemortem inspection, which must be carried out in a minimum of 220 lux illumination.

Pre-slaughter handling

- S 5.1** Cattle must be handled calmly and quietly, with care to avoid unnecessary excitement or distress.
- S 5.2** Race design and construction must encourage cattle to move forward, with:
- as few right angled bends as possible
 - no projections and obstructions in the races and passageway
 - appropriate lighting.



Solid, high sides to races and passageways, and avoidance of projections, obstructions and sharply angled bends, will facilitate this requirement.

- S 5.2.1** Race design must include emergency release gates that allow livestock back to the lairage.
- S 5.3** Cattle must not be moved or loaded unless:
- the way forward for the lead animal is clear
 - there is adequate space available for them to move forward.
- S 5.4** **LEGAL** Flooring throughout the slaughterhouse must be non-slip.
- S 5.5** The presence and use of electric goads is prohibited in any slaughterhouse.
- S 5.6** All cattle must be slaughtered within 12 hours of their last feed.
- S 5.7** If cattle require cleaning and/or clipping prior to slaughter this must be carried out by competent staff.
- S 5.7.1** If washing cattle, the following must be observed:
- a pressure washer may not be used
 - the water stream is not directed at sensitive areas (e.g. the head, groin and udder)
 - the water is at a suitable temperature
 - the process is stopped immediately if the animal shows signs of distress or an unreasonable level of restraint is required.

Slaughter equipment

- S 6.1** **REVISED** The equipment used for the stunning and killing of animals, including the stunning pen and/or restraint devices, must be:
- designed
 - manufactured
 - thoroughly and appropriately cleaned, and
 - maintained
- to ensure rapid and effective stunning or killing.
- S 6.2** Slaughter equipment must be checked at least once daily by an AWO to ensure it is in working order and in a good state of repair.
- S 6.2.1** Stun and slaughter equipment must be tested to ensure it is in correct working order prior to the first use of the day.
- S 6.3** A record of the check on slaughter equipment must be made.
- S 6.4** **LEGAL** Reserve equipment for the stunning and killing of animals must be:
- kept at the place of stun/killing for use in an emergency
 - tested at least once daily by an AWO to ensure it is in good working order and a good state of repair.
- S 6.4.1** A record of the check on reserve equipment must be made.

Stunning

- S 7.1** All cattle must be stunned prior to slaughter using a permitted method which renders them instantaneously unconscious and insensitive to pain and maintains that state until the point of death. See standard S 7.1.1.
- S 7.1.1** **REVISED** Permitted methods of stunning include:
- penetrative concussion, e.g. captive bolt
 - electrical stunning (head only).



Signs of effective captive bolt stunning include:

- animal collapses
- no rhythmic breathing
- fixed, fully dilated pupils
- no corneal reflex (i.e. no blink reaction when the surface of the eyeball is lightly touched)
- relaxed jaw
- tongue hanging out.

Deviation from the above may be an indication that the stun has been ineffective or that animals are beginning to recover from the stun.

S 7.1.2 Contact triggered captive bolt devices must only be used when sufficient head restraint is applied.



Restraint within a stunning pen does not provide sufficient head restraint when using a contact triggered captive bolt device. Sufficient restraint may involve the following:

- a head shelf resulting in passive restraint
- a head yoke resulting in active restraint.

It should be noted that passive restraint is preferable for the welfare of cattle. A head yoke combined with a chin lift can result in strong aversive behaviour in cattle and should be avoided.

S 7.1.3 If there is any indication that a stun has not been effective, or that animals are displaying signs of recovery from a stun, re-stunning must take place immediately.

S 7.1.4 **NEW LEGAL** Where electrical stunning is used to stun adult cattle, the electrodes must:

- a) be placed so that they span the brain
- b) enable a current of 1.28 amps through the brain for a time period sufficient to cause unconsciousness that lasts until death.

S 7.1.5 **REVISED LEGAL** Where animals are electrically stunned/stun-killed, the apparatus must:

- a) incorporate a device which measures the impedance of the load and prevents operation of the apparatus if the minimum required current cannot be passed
- b) incorporate an audible or visual device indicating the length of time of its application to an animal in each cycle of application
- c) be connected to a device indicating the applied current, positioned so as to be clearly visible to the operator.

S 7.1.6 **NEW** Where cattle are electrically stunned/stun-killed, techniques must be used to lower the electrical resistance between the animals' head and the electrode



NEW Resistance to current flow may vary depending on the condition of the electrodes, the site of contact with the cattle's head, and the quality of the connection with the cattle's head. The efficiency of current flow can be improved by regular decarbonising and cleaning of electrodes (when dry) with a wire brush.

S 7.2 **LEGAL** Cattle must not be allowed into the slaughter box unless the slaughterman is ready to immediately stun the animal.

S 7.3 **LEGAL** All stunning pens for cattle must be constructed to:

- a) restrict backwards, forwards or sideways movement
- b) allow the slaughterman free access to the animal's forehead during restraint
- c) allow release of the head as soon as the animal has been stunned.

S 7.4 **LEGAL** Cattle must be effectively stunned before being released from the stunning pen.

S 7.5 **LEGAL** Cattle must only be stunned when they can be stuck immediately afterwards with a stun-to-stick interval of no more than 60 seconds.

- S 7.6** The effectiveness of stunning must be recorded for at least 10 animals:
- at the very start of each day's killing and
 - at least every 2 hours.



When fewer than 10 animals are being stunned, all animals must be assessed.

- S 7.6.1** **LEGAL** The records of checks on the effectiveness of stunning must include:
- the name of the person undertaking the checks
 - the number of cattle assessed
 - the date and time of the assessments
 - the number of cattle not effectively stunned
 - the action taken to correct ineffective stunning.

Slaughter/killing methods

- S 8.1** **REVISED** Cattle must be slaughtered/killed by one of the following methods:
- bleeding out (sticking) following an effective stun. See standard S 7.1.1
 - free bullet
 - electrical stun-kill.
- S 8.2** **NEW** Where an electrical stun-kill is used this must be a two-stage process, ensuring that the animal is firstly effectively stunned via application of the electrodes to the head, before killing via application of the electrodes to span across the heart.

Sticking

- S 9.1** Cattle must be stuck using a sharp knife at least 15cm/6 inches long.
- S 9.2** **LEGAL** An incision must be made in the jugular furrow at the base of the neck, directing the knife towards the entrance to the chest to sever the major blood vessels.
- S 9.3** Blood loss from the cattle must be rapid and profuse.
- S 9.4** Two knives must be used; the first to open the skin and the second to sever the arteries.
- S 9.5** **LEGAL** After incision of the blood vessels, there must be no further dressing procedure performed on the animal for at least 30 seconds, and in any case until all brain-stem reflexes have ceased.
- S 9.6** **LEGAL** Where one person is responsible for the stunning, shackling, hoisting and bleeding of cattle, they must complete all these operations on each individual animal in turn.

Slaughter of pregnant cattle

- S 10.1** Slaughterhouses must have a written protocol in place for dealing with animals in the last third of their gestation (i.e. ≥ 27 weeks pregnant).
- S 10.2** There must be a named person such as the AWO who is responsible for ensuring that the animals are treated according to the relevant standards within this document.
- S 10.3** **REVISED** Cows in the last third of their pregnancy (i.e. 27 weeks pregnant and more) must not be sent for slaughter, except as a last resort for disease control purposes.
- S 10.4** Producers sending pregnant animals to slaughter (see standard S 10.3) must inform the slaughterhouse of the impending arrival of any animals that may be, or are suspected to be, in the last third of gestation.
- S 10.5** **REVISED** Any cow in her last third of pregnancy (i.e. 27 weeks pregnant and more), or suspected of being in her last third of pregnancy, must not be sent for any further processing (including removal of the foetus) until at least 20 minutes after sticking (to ensure the foetus is not alive).



The RSPCA welfare standards for dairy cattle do not allow the slaughter of any animal in the last trimester of pregnancy, except in the case of an emergency, or for disease control purposes. Research shows suffering can only occur when an animal is both sentient (i.e. neurologically mature) and conscious. Research suggests that the neurological connections required for an animal to be considered sentient are established after the foetus has completed about 75% of its gestation time (i.e. 30 weeks gestation) prior to which the neurological connections are not considered compatible with sentience. Further, an animal that is not conscious cannot experience pain and cannot suffer. If a mature foetus successfully takes in air, consciousness and thus the capacity to suffer can ensue. Therefore, it is preferable to leave the foetus for around 20 minutes to ensure it is dead prior to removal from the cow. The foetus may show involuntary movements similar to those seen in an effectively stunned animal, which can give the impression that the animal is suffering whilst it dies. However, whilst a lack of consciousness is maintained, research suggests that suffering will not occur at this time.

Further information on this issue can be found in the following:

Mellor, D. J. 2003. Guidelines for the humane slaughter of the foetuses of pregnant ruminants. *Surveillance* 30(3), pp. 26-28.

Mellor, D. J. 2010. Galloping Colts, Fetal Feelings and Reassuring Regulations: Putting Animal-welfare Science into Action. *Journal of Veterinary Medicine Education*, 37(1), pp. 94-100.

OIE Terrestrial Animal Health Code Article 7.5.5

- S 10.6** Revival of the foetus must not be attempted under any circumstances.



Foetal resuscitation can seriously compromise the welfare of the foetus as it carries a high risk of injury, as well as being extremely distressing. It is unlikely to be successful due to the calf's prematurity, lack of colostrum and unsuitable environment as well as any injuries sustained during resuscitation.

- S 10.7** If, for any reason, a foetus is found to be showing signs of life, it must be humanely killed immediately using a captive bolt device followed by bleeding or pithing.

Specific standards and guidance for the rearing of calves

The following standards must be read in conjunction with, and are in addition to, those within the main body of this document.

They are to be used by anyone rearing calves on an assured unit, regardless of their intended final assurance status, and anyone (including contracted youngstock rearers) rearing calves for the following:

- to produce assured veal
- as a replacement heifer for an assured dairy unit
- to produce calves for an assured beef unit

A “calf” is taken to be any animal under 6 months of age with the exception of calves being reared for the production of veal, which are covered by these standards until slaughter.

Food and water

Food

FW(C) 1.1 Calves must be fed a wholesome diet which:

- a) is appropriate for their age, weight and digestive system
- b) is fed to them in sufficient quantity to maintain them in good health and promote a positive state of wellbeing
- c) fully satisfies their nutritional needs, including their mineral requirements.

FW(C) 1.2 Calves must have daily access to food, except when required not to, as part of any therapy prescribed by the attending veterinary surgeon.

FW(C) 1.3 Every newborn calf must:

- a) **LEGAL** receive adequate colostrum from its dam (at least 3 litres), or from another source, as soon as possible after it is born and certainly within the first 6 hours of life
- b) continue to suckle for the first 24 hours:
 - i. from its dam, or where this is not physically possible
 - ii. via an artificial teat, or where there is a biological necessity
 - iii. via stomach tubing.



Adequate colostrum is considered to be approximately 10% of the calf's birth body weight in the first 6 hours and 20% of the calf's birth body weight in the first 24 hours.

Colostrum quality is important and there should be at least 50g IgG per litre to ensure sufficient passive transfer.

Some producers may find it necessary to carefully stomach tube any calves which may be unable to achieve the required intake of colostrum within the first 24 hours.

FW(C) 1.3.1 **REVISED** In relation to standard FW(C) 1.3, after the first 24 hours of being born, calves no longer with their dam must be maintained at a healthy body weight and offered:

- a) either access to at least eight litres of pasteurised whole milk or transition milk per day (or 15% of their bodyweight, whichever is the most), OR at least 900g of good quality artificial calf milk replacer powder per day, mixed according to manufacturer's instructions
- b) the required volume of milk specified in a) across at least two feeds per day for the first 42 days of life.



NEW In relation to standard FW(C) 1.3.1, please note that there is no requirement for calves to consume the full quantities stated in a), for example in small channel island breeds, if unwilling to do so when offered.



REVISED In relation to standard FW(C) 1.3.1, those producers carrying out gradual weaning may start to reduce the volume of milk for calves at six weeks of age, or more, as part of a gradual weaning programme lasting over 14 days, or more. It is strongly recommended that weaning is carried out over a 3-4 week period for maximum benefit.



Due to the problems associated with Johne's disease and newly born calves, it is strongly recommended that when there is an identified risk of the disease on the unit, veterinary advice is taken with regard to the management of new-borns, prior to calving. In order to minimise the likelihood of infection, consideration may have to be given to removing the calf from its dam earlier than that recommended in the *RSPCA welfare standards for dairy cattle*.

FW(C) 1.4 Specific management practices for new-born calves with respect to reducing the risk of conditions, such as Johne's disease, developing must be recorded in the VHWP (see standard H 1.1).



Producers should ensure that bought in calves have received colostrum as set out in standard FW(C) 1.3 and standard FW(C) 1.3.1.

FW(C) 1.4.1 **NEW** Where snatch calving is deemed necessary for disease control, the justification for snatch calving must be stated in the VHWP.



NEW Where snatch calving is used, consideration should be given to cow-calf contact, such as use of a "cuddle box", where cows can lick and stimulate the calf but the calf is not exposed to disease risk from suckling or maternal faeces. Calves should not be removed from the cuddle box until the mothers have finished licking the calf and have naturally moved away, unless the calf's welfare is at risk.

FW(C) 1.5 Efforts must be made to avoid sudden dietary changes.

FW(C) 1.6 **REVISED** All non-suckled calves must receive liquid food daily:

- a) at least for the first eight weeks of life
- b) until they are eating at least 1.5kg dry matter per day of a calf starter ration.

FW(C) 1.6.1 **NEW** Abrupt weaning (where the full volume or weight of milk powder required in standard FW(C) 1.3.1 is suddenly stopped) is not permitted.



NEW Evidence shows that gradual weaning (by gradually decreasing the volume of milk fed over a 21-28 day period) results in better dry matter intake post-weaning and is less stressful for calves, thus has positive welfare implications. Calves should therefore be gradually weaned wherever possible.

FW(C) 1.7 Unweaned calves must have unlimited access to palatable, dried feed and fibrous roughage from 8 days of age.

FW(C) 1.8 Calves must not be weaned before 8 weeks of age, unless on veterinary advice it is viewed as detrimental to the welfare of the calf to continue to maintain them on a milk-based diet for this period of time.

FW(C) 1.9 If the calf is more than 8 days old, to enable appropriate rumen development, it must have access each day to dried feed or forage material containing sufficient digestible fibre (which shall be not less than 100 to 250g daily depending on the age of the animal).

FW(C) 1.10 Roughage must be supplied separately to bedding material and must be available to the calves at all times.

FW(C) 1.11 Starter roughage for calves must be good quality long fibre.



The objective should be to encourage rumen development using good quality long fibre. High dry matter big bale silage/haylage, or good quality hay or straw are all acceptable.

FW(C) 1.12 Calves must not be fed wet acidic silages below pH 4.0.

FW(C) 1.13 The calves' diet must prevent anaemia and any mineral and vitamin deficiency.

FW(C) 1.14 The iron content in the diet must be sufficient to maintain a blood haemoglobin level of 9g/dl (decilitre).

FW(C) 1.15 If blood haemoglobin levels in a significant number of calves in a batch (>25%) at slaughter are below 9g/dl, a full investigation must be made to establish the potential cause and any necessary remedial action taken for the next batch of calves.



The relationship between dietary iron and blood haemoglobin is complex, and will depend on iron levels in milk, water, roughage, original iron status of a calf and the calcium content of water supplies. Specification of a dietary iron level alone, therefore, many not guarantee freedom from anaemia. The European Commission's *Scientific Veterinary Committee Report on the Welfare of Calves* recommended that:

- a) where calves are fed a diet which is lower in iron than 50mg/kg, blood haemoglobin levels should be monitored
- b) all calves should be fed in such a way that their blood haemoglobin level does not fall below 7.2g/dl.

Signs of anaemia include:

- reduced appetite
- reduced growth rate
- pale mucous membranes
- rapid heart rate
- lethargy, inactivity and weakness.

FW(C) 1.16 The results of any blood tests must be made available on request.



Testing for blood haemoglobin levels should be limited to the slaughter plant once it has been established that a system can consistently produce well grown healthy calves.

FW(C) 1.17 Calves must have no necessity to compete for food.

FW(C) 1.17.1 Where calves are fed by an ad-lib automated system, the producer must be able to demonstrate that there is no competition between calves which may result in limiting their intake.

FW(C) 1.18 **NEW** Artificially reared calves must receive milk feeds through systems using teat feeders.

FW(C) 1.18.1 **REVISED** The position of the teats must be arranged so that the calves can drink in a natural position.

FW(C) 1.18.2 **NEW** Where grouped calves are fed milk at the same time (not via an ad-lib system) there must be at least one teat per calf available.



NEW It is recommended that producers without previous experience of teat feeding systems get advice from their vet or other appropriately trained professional prior to introducing teat feeding. They should consider the speed of milk flow through the teat (to avoid cross sucking) and the proper cleaning and maintenance of teats.

FW(C) 1.19 Bull calves must be treated equally to heifer calves.

FW(C) 1.20 Where calves are rationed through the use of a transponder, the feed station must be designed to allow all calves to drink without hindrance.

- FW(C) 1.21** **LEGAL** All feeding equipment and utensils must be managed in an hygienic manner, in order to minimise the risk of disease challenge.
- FW(C) 1.22** Calves must not be muzzled.

Water

- FW(C) 2.1** All calves must have continuous access to an ad-lib clean fresh water supply.
- FW(C) 2.2** There must be at least one drinking space per ten calves unless they are on an ad-lib milk feeding system.



NEW Regarding standard **FW(C) 2.2**, drinking trough spaces are recommended to be 330-350mm per calf, or 1.1 times the shoulder width of the animal.

- FW(C) 2.3** All water troughs/bowls must be capable of delivering water in sufficient quantities at all times.
- FW(C) 2.4** **LEGAL** All drinking vessels/facilities must be managed and maintained in an hygienic manner.
- FW(C) 2.5** Water trough/bowls must not result in undue wetting/fouling of the bedded areas of the calves.

Environment

- E(C) 1.1** Any adjacent dairy unit associated with the calf rearing facility, must fulfil the requirements of the recognised national dairy farm assurance scheme as a minimum.
- E(C) 1.2** **LEGAL** There must be nothing in the environment, such as sharp edges or draughty conditions which have the potential to cause the calves injury or distress.
- E(C) 1.3** **LEGAL** Internal surfaces of the housing and calf pens must be made of materials which can be readily cleansed and disinfected, or be easily replaced when necessary.
- E(C) 1.4** **REVISED** Environmental enrichment must be provided for housed calves from three weeks of age onwards.



Examples of environmental enrichment include short lengths of chain attached to the pen/gate or brushes.

- E(C) 1.5** Ventilation systems, natural or forced, must be designed and managed to maintain good air quality (see standard E 3.3).
- E(C) 1.6** Calves must have access at all times to a lying area which is:
- LEGAL** well drained and/or well maintained with dry bedding
 - of a sufficient size to allow all calves to lie down at the same time in a normal resting posture without hindrance
 - LEGAL** of a sufficient size to allow all calves to stand up, turn around, lie down, rest and groom themselves without hindrance.
- E(C) 1.7** Calf pens must be of a size that is appropriate for the age, size and breed of the animal.
- E(C) 1.8** In systems designed for rearing dairy bull calves where the animals are fully housed with no hard standing, the minimum total area allowance must be as follows:

Liveweight (kgs)	Minimum total area (m ²)
< 100	2.0
101-200	3.5
201-250	4.0
251-300	4.5
301-350	5.5



NEW It is strongly recommended to provide calves under 100kg with a minimum total area of 3m² per calf. This may become a requirement in future revisions of this standard.

- E(C) 1.9.1** For liveweights over 350kg and for heifer calves being reared as dairy herd replacements:
- the space requirements contained in standard E 4.2 must be applied
 - a bedded area and a hard standing must be provided.
- E(C) 1.9** The floor must not be slatted.

E(C) 1.10 Calves must not be housed individually after 3 weeks of age except in the circumstances outlined in standard E(C) 1.10.1 below.



NEW Calves may benefit from being grouped earlier than three weeks of age, depending on the management system. We strongly recommend grouping calves from one week of age and this may become a requirement in future revisions of this standard.

E(C) 1.10.1 Where calves under 8 weeks of age are brought onto the farm they may be housed individually for up to one week to allow for close monitoring during their adjustment period.

E(C) 1.10.2 In relation to standard E(C) 1.10.1, the removal of calves from individual pens into social groups must:

- a) not coincide with weaning
- b) **LEGAL** occur by the time the calves reach 8 weeks of age.



It is favourable for calf socialisation that grouping calves occurs before weaning (see standard FW(C) 1.7). We recommend that calves are therefore grouped at least one week prior to weaning.

E(C) 1.11 Where there is a high risk of infectious disease, consideration must be given to the individual quarantining of calves for the initial rearing period.

E(C) 1.11.1 Individual quarantine accommodation for calves must be of minimum dimensions 1.0m x 1.8m providing a minimum floor space of 1.8m².

E(C) 1.11.2 Construction and siting of individual calf pens used for quarantine must be such that each calf has an opportunity to see, smell and hear other calves.

Lighting

E(C) 2.1 Calves must not be subjected to 24 hour lighting periods.

E(C) 2.1.1 **LEGAL** Calves must not be kept permanently in darkness.

E(C) 2.2 **LEGAL** There must be adequate fixed or portable lighting to enable the calves to be inspected at all times.



There should be light levels of 100-200 lux at calf level to aid inspection of calves.

E(C) 2.3 To meet their behavioural and physiological needs, appropriate natural or artificial lighting must be provided.

E(C) 2.4 **LEGAL** Artificial lighting must function for a period at least equivalent to the period of natural light normally available between 9am and 5pm.

E(C) 2.5 **LEGAL** Low level lighting/dark periods must be provided to promote resting behaviour.

Calf hutches

- E(C) 3.1** Hutches must be made of a material which minimises heat stress and wide temperature fluctuations.
- E(C) 3.2** The ventilation of the hutch must be able to remove excess humidity and condensation whilst at the same time eliminating draughts but retaining constant air circulation.
- E(C) 3.3** Tethering of calves is prohibited.
- E(C) 3.4** Hutches must be:
- a) placed on a free draining base
 - b) fixed to the ground to prevent movement in high winds.
- E(C) 3.5** Hutches must be sited in a sheltered spot, away from prevailing weather.
- E(C) 3.6** There must be enough bedding in the hutch to exclude any draughts.
- E(C) 3.7** **LEGAL** Calves must have access to a dry bed at all times.
- E(C) 3.8** Hutches must be of a size appropriate to the age and breed of the animal.
- E(C) 3.9** Each calf hutch must provide a sheltered, dry bedded area which as a minimum complies with the requirements laid out in standard E 4.2.
- E(C) 3.10** **LEGAL** Individual calf housing must be arranged so that calves can see, hear and touch other calves in neighbouring hutches.

Management

Producers that routinely send their replacement heifers to youngstock rearers for rearing should ensure those rearers also abide by these standards. We are currently reviewing this, and this may become a requirement in the future.

Receiving new calves onto the unit

M(C) 1.1 **LEGAL** Movement of calves on or off farm must not occur at less than 7 days of age unless required for veterinary purposes.

i The RSPCA acknowledges that, at the present time, it is not always possible for cattle producers to adopt a birth to slaughter policy. However, we are working with producers towards this objective.

i **REVISED** Mixing calves from different sources should be avoided. However, it is acknowledged that this is not always possible for veal and dairy beef producers when sourcing calves from multiple farms. Steps should be taken to minimise mixing, or ensure calves from the same farms are kept together wherever possible.

M(C) 1.1.1 Calves must not be moved off the farm prior to weaning unless they are going for further rearing.

M(C) 1.2 Calves under 65 days of age must:

- be bought direct from the producer
- not come via a livestock market or collection centre.

M(C) 1.3 All calves coming onto the unit must be the appropriate weight for their age.

i A ten day old black and white bull calf should weigh at least 50kgs.

Producers should ensure that bought in calves have received colostrum as set out in standards FW(C) 1.3 and FW(C) 1.3.1.

M(C) 1.4 On arrival, calves must be allowed to rest for 1-2 hours and assessed for general health and hydration status before further handling/feeding.

M(C) 1.5 After being rested, calves showing signs of disease or dehydration must receive a minimum of 2.5 litres of a proprietary electrolyte solution, with a second feed to be repeated according to manufacturers or veterinary recommendations at an appropriate time.

i If the calves have come from the same source and have travelled for less than an hour, consideration can be given to feeding them the same milk based feed that they have been accustomed to at their previous location, provided there are no apparent signs of ill health.

- M(C) 1.6** **REVISED** The Veterinary Health and Welfare Plan (VHWP) (standard H(C) 1.1) must:
- clearly identify the potential disease risks associated with mixing calves from different sources
 - clearly list the actions to be taken to reduce the risk of disease outbreaks as a result of mixing
 - include appropriate quarantine measures for new calves.

Handling facilities

- M(C) 2.1** There must be a suitable handling system in place which allows the animals to be loaded and examined/treated as necessary.

Transport/marketing of calves

- M(C) 3.1** **REVISED** Calves must not be exported live from the UK, either directly from the farm of origin, or indirectly via a third party.



Standard M(C) 3.1 can be achieved by:

- retaining the calves on the farm of birth
- selling to other producers who are rearing the animals within the UK (you must be able to supply the assurance scheme with evidence of this)
- any other method that can be verified to the satisfaction of the assurance scheme as avoiding live export of the calves.

- M(C) 3.2** **REVISED** Producers must be able to provide verification of compliance with standard M(C) 3.1 on request.



Evidence that could verify compliance with standard M(C) 3.1 includes:

- ear tag information (e.g. purchase receipts and records)
- movement book and passport information
- data on number of calves born, number killed on-farm and number sold/moved off farm.

- M(C) 3.3** Producers must register with any auction markets they use, the requirement that calves they sell are not for export.



Producers are encouraged to move towards reducing the distance travelled by calves they sell, by identifying and using more local outlets whenever possible. Moves towards increasing the proportion of calves moved directly from farm-to-farm should also be pursued in order to reduce the risk of associated welfare issues.

Health and welfare

H(C) 1.1 All units must have a bespoke Veterinary Health and Welfare Plan (VHWP) drawn up in consultation with the attending veterinary surgeon, covering the issues as set out in the main health section of the *RSPCA welfare standards for dairy cattle* (see standard H 1.1).

H(C) 1.2 The VHWP must:

- a) include the vaccine, biosecurity and hygiene protocols of the unit
- b) identify and document the potential disease risks associated with mixing calves from different sources, and the actions taken to reduce the risk of disease outbreaks happening
- c) contain target levels for diseases present on farms and plans to achieve these
- d) be reviewed at least annually and updated as necessary
- e) be made available to the assurance scheme assessing against these standards

H(C) 1.2.1 In relation to standard H(C) 1.2 b) prophylactic dosing of calves with an antibiotic is not permitted. (Metaphylactic treatment is permissible).



Prophylactic treatment is intended to prevent sickness or disease developing in a group of healthy animals where a veterinary surgeon has identified there could be a high risk of bacterial infection. Metaphylactic treatment is intended to control disease spreading in groups of animals where some are already sick.

H(C) 1.3 The following health records for each batch of calves must be kept as part of the VHWP and made available upon request:

- a) calf mortality (including dead on arrivals)
- b) scouring/digestive upsets
- c) respiratory ailments
- d) abnormal oral behaviours.



Abnormal oral behaviours include ear/sheath/umbilical sucking, i.e. “cross sucking”, tongue rolling and excessive licking. Animals showing such behaviours should be provided with environmental enrichment to help direct the behaviour. If abnormal oral behaviours are a problem in several animals, a teat feeding system should be provided, if not currently being used. If being used, then consideration should be given to the speed with which milk flows through the teats and to the use of slower flowing teats.

H(C) 1.4 The VHWP must include a stomach tubing protocol, which must include:

- a) the circumstances that would lead to the stomach tubing of calves
- b) the equipment to be used
- c) the procedure to be followed
- d) how and where stomach tubing events will be recorded to allow for monitoring of stomach tube use.

H(C) 1.5 The unit must have the facility to segregate sick animals as required by the attending veterinary surgeon.

H(C) 1.6 Sick individuals must be provided with a source of artificial heat where necessary.

H(C) 1.7 The only potentially injurious husbandry procedures permitted under the *RSPCA welfare standards for dairy cattle* are as follows (except those carried out for therapeutic reasons by a veterinary surgeon):

- a) removal of supernumerary teats using local anaesthetic up to 5 weeks of age
- b) disbudding during the first 5 weeks of life, or as soon as a prominent bud has formed, using a hot iron under local anaesthesia
- c) castration:
 - i. by the application of a rubber ring after 24 hours of age and before 7 days of age
 - ii. by Burdizzo clamp after 24 hours of age and up to 2 months of age
 - iii. by surgical removal, carried out by a veterinary surgeon after 24 hours of age and up to 2 months of age under local anaesthesia.

H(C) 1.7.1 Procedures relating to standard H(C) 1.7 must:

- a) not be performed on sick animals
- b) only be performed in a way which minimises suffering
- c) only be performed by a veterinary surgeon, or by trained and competent stock-keepers
- d) only be performed using appropriate, properly maintained equipment.



Potentially injurious husbandry procedures should not be carried out at the time of weaning or grouping of calves as increased stress at these times can lead to increased disease susceptibility. Ideally, at least two weeks should be left between weaning and disbudding or castration. This two week period could take place either before or after weaning.

H(C) 1.7.2 A long-acting pain-relieving drug, such as a non-steroidal anti-inflammatory, must be administered at the time of the procedures detailed in standard H(C) 1.7.

Transport

T(C) 1.1 Calves must have access to food and water up to the point of transport.

T(C) 1.2 Transporters must provide minimum headroom, when standing in a natural position, of:

Calves – 10cm above highest point of animal.

T(C) 1.3 The following space allowances must be provided during transport:

	Weight (kg)	Area per head (m²)
Small calves	50	0.3 to 0.4
Medium calves	110	0.4 to 0.7
Heavy calves	200	0.7 to 0.95

Slaughter/killing

The slaughter of calves is to be conducted in a manner that ensures a high level of welfare is achieved and takes into account practices and procedures specific to calves' unique needs. The setting up of a supply chain with veal or beef producers prevents the slaughter of calves that may otherwise be considered commercially unviable.



If the standards are implemented as written, the aspiration is that:

- no mis-stuns occur
- < 3% of calves slip, no calves fall
- <3% of calves vocalise
- no healthy calves are killed on-farm.

S(C) 1.1 Calves being sourced by the slaughterhouse for assured veal products must:

- a) have come direct from an assured farm
- b) not have come via a livestock market or collection centre.

S(C) 1.2 Slaughter operators must be able to demonstrate that particular attention is given to the considerate handling of calves.

S(C) 1.3 Calves may be stunned using one of the methods in standard S 7.1.1 or alternatively, by head-only electrical stunning.

S(C) 1.3.1 In the case of head-only electrical stunning:

- a) it must be ensured that electrical stunning equipment delivers the appropriate current (see standard S(C) 1.3.2)
- b) the current must be checked at the start of the killing process for each batch of animals using a 'tester' that can simulate the resistance offered by the calves and can check the current and amperage outputs at the tongs
- c) the outcome of each check referred to in b) must be recorded.

S(C) 1.3.2 In the case of head-only electrical stunning, the minimum current level during stunning must:

- a) be no less than 1.25 amps for animals younger than 6 months, and no less than 1.28 amps for animals over 6 months
- b) be attained within 1 second
- c) be maintained for at least 3 seconds.



Signs of effective head-only electrical stunning include:

- a) Tonic phase
 - animal collapses and becomes rigid
 - no rhythmic breathing
 - head is raised
 - forelegs extended and hind legs flexed into the body
- b) Clonic phase
 - gradual relaxation of muscles
 - paddling or involuntary kicking (can be severe)
 - downward movement of eyeballs
 - urination and/or defecation

Deviation from the signs outlined above may be an indication that the stun has been ineffective or that animals are beginning to recover from the stun.

S(C) 1.4 Techniques to lower the resistance of the calves to the electrical current must be used.



Resistance to current flow may vary depending on the condition of the electrodes, the site of contact with the calf's head, and the quality of the connection with the calf's head. The efficiency of current flow can be improved by regular decarbonising and cleaning of electrodes (when dry) with a wire brush.

Male dairy calves



The RSPCA aspires to eliminate the practice of on-farm killing of dairy bull calves (other than for health reasons). This could mean the on-farm killing of healthy calves may be prohibited under these standards in the future.

S(C) 2.1 Killing/slaughter of calves on-farm must be carried out by a trained, competent member of staff, named in the VHWP (see standards H 1.1 and H(C) 1.1).

S(C) 2.2 Personnel that are responsible for calf slaughter/killing must have read, understood and apply the recommendations of the publication *Humane Dispatch and Disposal of Infant Calves* by the Humane Slaughter Association.

S(C) 2.3 Calves must only be slaughtered/killed on-farm using one of the following methods:

- a) free bullet
 - b) captive bolt followed by bleeding or pithing
 - c) chemical euthanasia by overdose of an anaesthetic drug (carried out by a veterinary surgeon)
- or in an emergency when none of the above are available:
- d) shotgun.

S(C) 2.4 Calves that are non-viable or unfit must be slaughtered/killed without delay.

S(C) 2.5 Prior to slaughter/killing, all calves on-farm must be cared for in line with all relevant standards.



In some cases, unwanted or unviable animals may be kept in sub-standard conditions until such a time as they are slaughtered/killed. All animals are to be treated the same until the point of death, regardless of their financial value.

S(C) 2.6 Killing unmarketable, healthy calves on-farm must not be a routine procedure.

S(C) 2.7 The VHWP must include a plan that details how the routine killing of calves will be prevented.

S(C) 2.8 The plan in S(C) 2.7 must include:

- a) the use of sexed semen
- b) the use of beef semen
- c) the numbers of calves being supplied into a dairy-beef rearing unit, or the barriers preventing supply into a dairy-beef rearing unit
- d) how to overcome the barriers preventing supply into a dairy-beef rearing unit.

Appendix 1

Herd biosecurity

All approved units must have a written plan describing precautions to limit the introduction of and/or spread of disease onto and within the unit (this could be considered as part of the Veterinary Health and Welfare Plan). Herd health is important from financial, welfare and food safety perspectives.

The written policy must include procedures for cleaning and disinfection of buildings and equipment, specifying the approved dilutions at which chemicals are to be used.

All such chemicals must be on the approved Defra list for the purposes of the Diseases of Animals (Approved Disinfectants) (Amendment) (England) Order 2007. Exceptions are acceptable only under veterinary direction.

The written policy must include procedures for wild animal control (see standards M 10.1 – M 10.20).

Units must have written waste management procedures (manure, slurry, all farm waste and general rubbish). Waste materials of any nature must not be a risk to animal health or compromise the control of pests.

Domestic animals must not have access to the unit, other than farm dogs and cats, which must be in a clean, healthy condition and regularly wormed (recorded in Medicine book).

Domestic pets, birds, and wild animals must not have access to carcasses.

Feed stores, offices, toilets, etc., must be maintained in a clean, hygienic condition.





Appendix 2

Transport – standard operating and emergency procedure

Items to be included:

1. Out of hours telephone numbers and emergency procedure.
2. Accident procedure.
3. Certificate of motor insurance.
4. Tyres – punctures – codes of practice.
5. Mobile phones or other communication equipment (and procedures for use).
6. Guidelines on correct environmental conditions during the journey, depending on length of journey and ambient temperature.
7. RSPCA welfare standards relating to transport of dairy cattle and calves.
8. Procedure for loading/unloading of cattle delivery vehicles.
9. Procedure for delivery of cattle to customer sites.
10. FTA – the current version (2017 at the time of printing) of *The Driver's Handbook* including Tachograph Regulations.
11. Fire extinguishers.
12. Operating procedures for roadside checks.
13. List of good hygiene measures, including procedure for cleaning of lorries prior to collection of cattle.
14. British Cattle Movement Service booklet: *Guidance on keeping cattle, bison and buffalo in Great Britain* (Version 1.0, May 2014)
15. Daily journey sheets.
16. Torch.

Mobility scorecard

Good mobility	Imperfect mobility	Impaired mobility	Severely impaired mobility
			
<p>Score</p> <p>0</p>	<p>Score</p> <p>1</p>	<p>Score</p> <p>2</p>	<p>Score</p> <p>3</p>
<p>Description of cow behaviour</p> <ul style="list-style-type: none"> Walks with even weight-bearing and rhythm on all four feet, with a flat back Long, fluid strides possible 	<p>Description of cow behaviour</p> <ul style="list-style-type: none"> Steps uneven (rhythm or weight-bearing) or strides shortened; affected limb or limbs not immediately identifiable 	<p>Description of cow behaviour</p> <ul style="list-style-type: none"> Uneven weight-bearing on a limb that is immediately identifiable and/or obviously shortened strides (possibly with an arch to the centre of the back) Uneven dewclaw descent, one leg swinging faster, uneven rhythm of footfall, stride length, tracking up, head nod and lowered head are all used to identify affected limbs 	<p>Description of cow behaviour</p> <ul style="list-style-type: none"> These cows have an identifiable uneven weight-bearing, as for score 2, and their normal walking speed is affected (slower) Unable to walk as fast as the most mobile cow in the herd due to lameness Identifying a painful limb may become difficult if and when multiple limbs are involved The cow is likely to fall behind the healthy herd, or stop for rests, if walking over a reasonable distance (e.g. ¼ mile)
<p>Suggested actions</p> <ul style="list-style-type: none"> No action needed Routine (preventative) foot trimming when/if required Record mobility at next scoring 	<p>Suggested actions</p> <ul style="list-style-type: none"> Could benefit from monitoring and foot inspection when and if required Further observation recommended 	<p>Suggested actions</p> <ul style="list-style-type: none"> Likely to benefit from examination and treatment Foot should be lifted to establish the cause of lameness before treatment New cases should be attended to within 48 hours 	<p>Suggested actions</p> <ul style="list-style-type: none"> This cow is very lame and requires urgent attention, nursing and further professional advice Examine as soon as possible Cow will benefit from treatment Cow should not be made to walk far and kept on a straw yard or at grass In severe or chronic cases with a poor prognosis from a vet, culling may be the only possible solution

How to score your herd

In general:

- 1 Check your herd, ideally at least once a month.
- 2 Choose a time and a place that will allow you to observe cows, ideally, on a hard, non-slip surface (e.g. concrete). Monitor each cow individually, allowing them to make 6–10 uninterrupted strides. Watch the cow from the side and the rear and, if possible, ensure the cow turns a corner as part of her test.
- 3 Record the identities of cows scoring 2 or 3 and schedule treatment with regular checks to ensure treatment is working.
- 4 Keep a tally of cows that score 0 and 1.
- 5 If you are uncertain about a cow's exact score, make repeat observations. If you are still unsure, examine her feet.

Research shows early and effective treatment of lame cows consistently works to reduce lameness in a herd.





For further information on using the Mobility score, contact your local Knowledge Exchange Manager or email healthyfeet@ahdb.org.uk

The Register of Mobility Scorers (RoMS) is an independent, self-regulatory body that encourages the widespread use of standardised, independent mobility scoring conducted by trained and accredited scorers. Find out more about RoMS at roms.org.uk

Key benefits of scoring

- 1 Every cow is regularly assessed for the early signs of poor mobility, prompting foot-trimming and action lists.
- 2 Mobility trends can be monitored to identify new problems at an early stage.
- 3 Provision of figures for benchmarking performance.
- 4 General foot health awareness is increased.
- 5 Motivates farm staff to improve herd mobility and therefore overall herd health.

Mobility score

Category of score	Score	Description of cow behaviour	Suggested actions
Good mobility			
	0	<ul style="list-style-type: none"> • Walks with even weight-bearing and rhythm on all four feet, with a flat back • Long, fluid strides possible 	<ul style="list-style-type: none"> • No action needed • Routine (preventative) foot trimming when/if required • Record mobility at next scoring session
Imperfect mobility			
	1	<ul style="list-style-type: none"> • Steps uneven (rhythm or weight-bearing) or strides shortened; affected limb or limbs not immediately identifiable 	<ul style="list-style-type: none"> • Could benefit from routine (preventative) foot trimming when/if required • Further observation recommended
Impaired mobility			
	2	<ul style="list-style-type: none"> • Uneven weight-bearing on a limb that is immediately identifiable and/or obviously shortened strides (usually with an arch to the centre of the back) 	<ul style="list-style-type: none"> • Lame and likely to benefit from treatment • Foot should be lifted to establish the cause of lameness before treatment • Should be attended to as soon as practically possible
Severely impaired mobility			
	3	<ul style="list-style-type: none"> • Unable to walk as fast as a brisk human pace (cannot keep up with the healthy herd) • Lame leg easy to identify – limping; may barely stand on lame leg/s; back arched when standing and walking • Very lame 	<ul style="list-style-type: none"> • This cow is very lame and requires urgent attention, nursing and further professional advice • Examine as soon as possible • Cow will benefit from treatment • Cow should not be made to walk far and kept on a straw yard or at grass • In the most severe cases, culling may be the only possible solution



Mobility score

Farm: _____

Date: _____

Scorer: _____

Total number of cows scored: _____

Score 0 and 1 Acceptable mobility	Score 2 Likely to benefit from treatment	Score 3 Very lame – treatment urgently required
Tally the number of cows	Record the IDs of any cows showing signs of Score 2	Record the IDs of any cows showing signs of Score 3
Group 1		
Number of cows:	Number of cows:	Number of cows:
Group 2		
Number of cows:	Number of cows:	Number of cows:
Group 3		
Number of cows:	Number of cows:	Number of cows:
Group 4		
Number of cows:	Number of cows:	Number of cows:
Total cows: %	Total cows: %	Total cows: %
Mobility index		
% of cows in the herd scoring 0 and 1		%

ahdb.org.uk/healthyfeetprogramme

AssureWel Dairy Cattle Assessment Protocol and Scoresheet



Dairy Cattle Assessment protocol

Guidance on sampling:

Individual measures	
<p>1a. Mobility – individual scoring</p> <p>2. Body condition</p> <p>3. Cleanliness</p> <p>4. Hair loss, Lesions</p> <p>5. Swellings</p>	<ul style="list-style-type: none"> Assessed on 20 cows from the dairy herd, sampled randomly from all groups of milking cows by assessor. Lying cows need not be included if it might risk their welfare. 3 or more cows out of the 20 to be assessed jointly with the stockperson (record assessor's score only).
Herd measures	
<p>6. Broken tails</p> <p>7. Response to stockperson</p>	<ul style="list-style-type: none"> Assessed across all milking cows.
All animals on farm	
<p>8. Cows needing further care</p>	<ul style="list-style-type: none"> Assessed across all animals on farm. For example identify any mobility score three cows not receiving adequate care / treatment.
Records measures	
<p>1b. Mobility – assessment</p> <p>1c. Mobility – lameness incidence (cases of lameness per 100 cows per year)</p> <p>1d. Mobility - lameness prevalence (% of score 2 and 3 cows at any moment in time)</p> <p>9. Mastitis</p> <p>10. Calf / Heifer survivability</p> <p>11. Cull and Casualty Cows</p>	<ul style="list-style-type: none"> From records.

1. Mobility	
a) Individual scoring	Individual measure
<p>Sample: 20 cows selected at random (3 or more assessed jointly with stockperson)</p> <p>Assess using the DairyCo scoring method. Observe cows, ideally on a hard (i.e. concrete) non-slip surface. Monitor each cow individually allowing them to make between 6-10 uninterrupted strides. Watch the cow from the side and the rear.</p> <p>Scoring:</p> <p>0/1 = Good/Imperfect mobility Walks with even weight bearing and rhythm on all four feet, with a flat back; long fluid strides possible; or steps uneven (rhythm or weight bearing) or strides shortened; affected limb/s not immediately identifiable</p> <p>2 = Impaired mobility Uneven weight bearing on a limb that is immediately identifiable and/or obviously shortened stride (usually with an arch to the centre of the back)</p> <p>3 = Severely impaired mobility Unable to walk as fast as a brisk human pace (cannot keep up with the healthy herd) and signs of impaired mobility (score 2)</p> <p>Please indicate if mobility scoring is carried out at pasture.</p>	
<small>Images kindly supplied by DairyCo</small>	
b) Assessment	Records
<p>Verify if mobility scoring is being carried out on farm.</p> <p>Check and comment on who is carrying this out, any formal training they have received and the frequency and scope (e.g. whole herd) of mobility scoring conducted.</p>	
c) Lameness (incidence) per 100 cows	Records
<p>Record the number of new cases of lameness per 100 cows in the most recently completed 12 month period.</p> <p>This is calculated as: $\frac{\text{No. of new cases of lameness in the herd in the most recently completed 12 month period} \times 100}{\text{Average no. of cows in the herd in the most recently completed 12 month period}}$</p> <p>1. Cases include clinical cases, non-routine trimmings and treatments and medications. If a cow receives both a medical treatment and a non-routine trim on the same limb <u>within 4 months</u> of each other, it should only be noted as one case.</p> <p>2. Record cases at the <u>limb level</u>, rather than the claw level. However, if a cow has two different conditions on the same limb at the same time it should be counted as two cases.</p> <p>3. Record a <u>new case</u> if the same cow is noted down but treatment is received on a <u>different limb</u>. A new case on the same limb occurs when the limb becomes sound or the lesion is <u>healed for 4 months</u> or more and then requires treatment, or a <u>new condition</u> is found on the same limb.</p>	
d) Lameness prevalence	Records
<p>Record the number of score 2 cattle, the number of score 3 cattle (these should be separate figures); the number of cattle scored and the date mobility scoring was carried out for up to four whole herd mobility scores.</p> <p>This is only to be collected if <u>whole herd</u> mobility scoring (including sick pen animals but may exclude dry cows) is being carried out according to the <u>AHDB Dairy protocol</u>. Note down <u>raw data</u> where possible, there is no need to calculate percentages. If only percentages are available then use these. If whole herd mobility scoring according to the AHDB Dairy protocol is not being carried out then do not collect any data.</p> <p>If whole herd mobility scores are carried out:</p> <ul style="list-style-type: none"> more frequently than 4 times a year: select 4 sets of data evenly spread (not from adjacent months), including the latest figures less frequently than 4 times a year: enter all the data available only once a year: enter the figure into both the first column and the annual average box. 	

2. Body condition

Individual measure

Sample: 20 cows selected at random (3 or more assessed jointly with stockperson)

Visually assess cattle based on the Defra condition scoring method, viewing the animal from behind and from the side, the tail head and loin area:

Scoring:

Thin = Defra score 1 to less than 2

Score 1: Tail head – deep cavity with no fatty tissue under skin.

Skin fairly supple but coat condition often rough.

Loin – spine prominent and horizontal processes sharp.



The following list should assist in making a confident decision with cows in BCS <2.

Individual vertebra will be distinct along the backbone.

Individual horizontal processes are visible as individual bones and give a prominent shelf-like appearance to the loin.

Outline of 4 or more ribs are visible.

Outline of the hook bone is visible and angular with no fat padding.

Outline of the pin bone is visible and angular with no fat padding.

Tailhead is prominently visible. Either side of tailhead is sunken and hollow. There are folds of skin in the depression between the tail head and pin bone.


Thurl is sunken and curved in.

Moderate = Defra score 2 or 3 to less than 4

– Good Score 2: Tail head – shallow cavity but pin bones prominent; some fat under skin, skin supple.
Loin – horizontal processes can be identified individually with ends rounded.

Score 3: Tail head – fat cover over whole area and skin smooth but pelvis may be seen.


Loin – end of individual horizontal process cannot be seen; only slight depression in loin.



Fat = Defra score 4 to 5

Score 4/5: Tail head – completely filled or buried and folds and patches of fat evident.

Loin – cannot see horizontal processes and completely rounded appearance (a slight loin depression may still be seen).



The following list should assist in making a confident decision with cows in BCS ≥4.



Back is solid and straight.

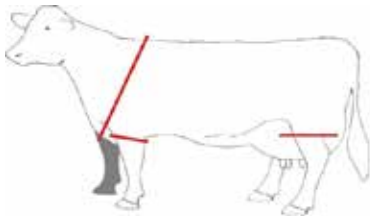






Individual horizontal processes are **no** longer visible as individual bones but a rounded shelf-like appearance is still observable.

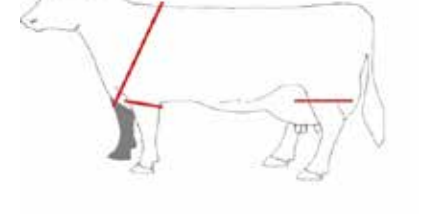

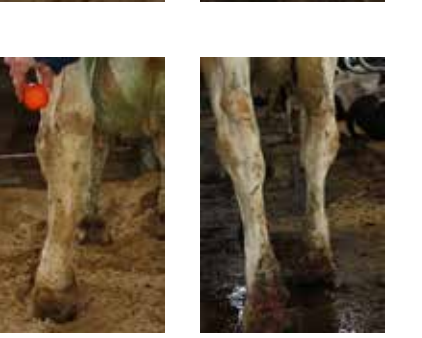

Hook bones are rounded with obvious fat padding or may not be obviously visible because they are buried in fat.

Pin bones are rounded with obvious fat padding or may not be obviously visible because they are buried in fat.

Tail head and thurl is filled in.

3. Cleanliness	Individual measure
<p>Sample: 20 cows selected at random (3 or more assessed jointly with stockperson) Visually assess the one randomly selected <u>side</u> of the animal <u>and behind</u>, only including the hind quarters to coronary band and udder:</p> <p>Scoring:</p> <p>0 = Clean No dirt or only minor splashing present</p> <p>2 = Very Dirty An area of dirtiness (i.e. layer or plaques of dirt) amounting to at least forearm length (40cm) in any dimension.</p>	 

4. Hair loss and Lesions	Individual measure
<p>Sample: 20 cows selected at random (3 or more assessed jointly with stockperson) Visually assess the following regions of one (randomly selected) side of the animal, from a distance not exceeding 2m (see picture):</p> <p>a. Head & Neck b. Body (including flank, back & hindquarter) c. Front leg d. Rear legs (including outside of the near leg and inside of the far leg as well as the udder with teats)</p> <p>Scoring:</p> <p>0 = No hair loss or lesion No lesions or hairless patches ≥ 2cm diameter. No hair is missing or any hairless/bald patch is smaller than a £1 coin (2cm diameter).</p> <p>H = Hairless patches One or more hairless patches (may include scars) ≥ 2cm diameter</p> <p>L = Lesion One or more lesions (areas of skin damage i.e. wound or scab) ≥ 2cm diameter. (Score as a lesion even if accompanied by a hairless patch. Do not include scars)</p>	      

5. Swellings	Individual measure
<p>Sample: 20 cows selected at random (3 or more assessed jointly with stockperson)</p>	
<p>Visually assess the following regions of one (randomly selected) side of the animal, from a distance not exceeding 2m (see picture):</p>	
<p>a. Head & Neck b. Body (including flank, back & hindquarter) c. Front leg d. Rear legs (including outside of the near leg and inside of the far leg as well as the udder with teats)</p>	
<p>Scoring:</p>	
<p>0 = No swelling No swelling or no swelling ≥ 2cm diameter (smaller than grape-sized)</p>	
<p>1S = Mild swelling Mild swelling is such that the normal anatomy of the area is enlarged, poorly defined or obscured. Around the hock and the knee this will be apparent as a lack of definition of the tendons and other structures around the joint, and the hock will appear to have lost the 'waist' to the joint. On other parts of the body the swelling will be 2- 5cm in diameter e.g. a golf ball.</p>	
<p>2S = Substantial swelling Substantial swelling is an abnormal enlargement which is a prominent / pronounced extension away from the body. Around the hock and the knee (carpus) this will be apparent as an obviously rounded swelling > 5cm in diameter, e.g. the size of a clementine. On other parts of the body the swelling may be long, rather than round.</p>	
<p>NB: swollen hocks = a thickening of the joint such that the usual joint anatomy becomes poorly defined or obscured.</p>	

6. Broken tails	Herd measure
<p>Whilst assessing the herd, record the number of animals that show evidence of a broken tail, including tails that are bent, short or injured. Investigate and record possible causes of any broken tails observed.</p>	

7. Response of cattle to stockperson	Herd measure
<p>Check whether the person present for the assessment is the regular stockperson.</p> <p>Throughout the visit, observe the response of the cattle to the stockperson as they approach and interact with the cattle. As far as possible assess response to the stockperson alone, rather than the assessor.</p> <p>Scoring: 0 = Sociable (to the stockperson) 1 = Relaxed 2 = Nervous</p>	

8. Cows needing further care	All animals on farm
<p>Assess the whole herd - including the milking herd, dry cows, in-calf heifers, calves, hospital pens and animals that are due to leave the farm.</p> <p>Record and comment on the number of any sick or injured cows that would benefit from further intervention (including mobility score 3 cows).</p> <p>Further interventions could include further treatment, hospitalisation (i.e. removal from the main herd) or culling.</p> <p>Do not include sick or injured cows already receiving suitable care.</p>	

9. Mastitis	Records
<p>Record the number of recorded cases of mastitis per 100 cows for the previous 12 months.</p> <p>This is calculated as: $\frac{\text{No. of recorded cases of clinical mastitis in the herd over the previous 12 months} \times 100}{\text{Average no. of cows in the herd over the previous 12 months}}$</p> <p>1. Only include cases of <u>clinical mastitis</u> which can be identified on the basis of the relevant clinical signs, which include: observable changes in the cow's milk (e.g. altered milk colour or consistency and/or the presence of clots, flecks/flakes, or pus in the milk); and/or observable changes to the cow's udder (e.g. swelling, reddening, hardening, and the udder being hot or painful to touch) - which may or may not be accompanied by general signs of illness, such as increased body temperature, lack of appetite, depression etc. You should <u>not</u> include instances of subclinical mastitis (i.e. cases of high milk somatic cell count without any of the above clinical signs) or dry cow therapy treatments</p> <p>2. Count cases at the <u>cow</u> rather than the udder quarter level, i.e. if a cow has two affected quarters this should be counted as a <u>single case</u></p> <p>3. Use the 7 day rule to identify a 'new case' in a previously affected cow: if mastitis clears up and then recurs in the same cow after a period of <u>7 or more days</u> count this as a <u>new case</u>. If it recurs sooner than this, however, it should be thought of as a recurrence of the previous case (regardless of which quarter is affected) and therefore not counted a second time</p>	

10. Calf / Heifer Survivability	Records
<p>Record the number of losses per 100 cows calved (for the previous 12 months) for the following categories:</p> <p>a) 0 - 24hrs - all calves (including stillborn)</p> <p>b) 24 hrs - 42 days - all calves*</p> <p>c) 42 days - 1st calving - dairy heifers</p> <p>d) 1st calving - 2nd calving - dairy heifers.</p> <p><i>*do not include animals which are sold or calves that are slaughtered off-farm</i></p>	

11. Cull and Casualty Cows	Records																																
<p>Check farm records and record the number of animals in the last 12 months per 100 cows for the following categories (please refer to the table below for examples):</p> <p>a) No. planned culls (do not include animals sold for herd reduction) b) No. unplanned culls c) No. casualty cows (died or killed on farm) d) No. of Defra enforced culls due to disease e.g. bTB</p> <p>Please, where possible, also record reasons for cull</p> <p>*do not include heifers which haven't calved in calculation of cull and casualty cows, they will be included as losses in heifer survivability section</p> <p>**only assign each animal to one of the above cull categories to avoid double counting</p>																																	
<table border="1"> <thead> <tr> <th style="background-color: #d9ead3;">Planned culls</th> <th style="background-color: #d9ead3;">Unplanned culls</th> <th style="background-color: #d9ead3;">Casualty cows</th> <th style="background-color: #d9ead3;">Defra enforced culls</th> </tr> </thead> <tbody> <tr> <td>Low yield</td> <td>Infectious disease</td> <td>Critical illness / downer cows</td> <td>bTB</td> </tr> <tr> <td>Conformation</td> <td>Lameness</td> <td>Injuries</td> <td>Foot and mouth</td> </tr> <tr> <td>Temperament</td> <td>Non-bulling/repeat breeder</td> <td>Unexplained deaths</td> <td>Bluetongue</td> </tr> <tr> <td>Age</td> <td>Not in calf</td> <td></td> <td>BSE</td> </tr> <tr> <td>Out of calving pattern</td> <td>Metabolic disorder</td> <td></td> <td></td> </tr> <tr> <td>Slow milker</td> <td>Udder disorder</td> <td></td> <td></td> </tr> <tr> <td>Poor milk quality</td> <td>Calving problems</td> <td></td> <td></td> </tr> </tbody> </table> <p>*Adapted from Dairy Co: Managing Herd Replacements, Rates and costs</p>		Planned culls	Unplanned culls	Casualty cows	Defra enforced culls	Low yield	Infectious disease	Critical illness / downer cows	bTB	Conformation	Lameness	Injuries	Foot and mouth	Temperament	Non-bulling/repeat breeder	Unexplained deaths	Bluetongue	Age	Not in calf		BSE	Out of calving pattern	Metabolic disorder			Slow milker	Udder disorder			Poor milk quality	Calving problems		
Planned culls	Unplanned culls	Casualty cows	Defra enforced culls																														
Low yield	Infectious disease	Critical illness / downer cows	bTB																														
Conformation	Lameness	Injuries	Foot and mouth																														
Temperament	Non-bulling/repeat breeder	Unexplained deaths	Bluetongue																														
Age	Not in calf		BSE																														
Out of calving pattern	Metabolic disorder																																
Slow milker	Udder disorder																																
Poor milk quality	Calving problems																																

AssureWel_Dairy_Protocol_Version 6_March 2020

Index

Abnormal behaviours					
H 1.11		44			
H(C) 1.3		82			
Air quality parameters					
E 3.3		14			
Air quality testing					
E 3.5		14			
Air space					
E 3.8		15			
Animal handler training					
M 5.2		33			
T 3.4		58			
Animal Welfare Officer (AWO)					
S 10.2		71			
S 2.11.1		64			
S 2.3		62			
S 2.6		64			
S 2.8, S 2.9		64			
S 6.2		68			
S 6.4		68			
Animal welfare policy content					
S 2.1 to S 2.3		62			
Antibiotics					
H 3.8		47			
H 8.6 to H 8.7.2		51–52			
Biosecurity					
Appendix 1		88			
H 1.1		42			
H(C) 1.2		82			
Blood haemoglobin levels					
FW(C) 1.15		74			
Body condition scoring					
H 4.1, H 4.2		48			
bTB management plan					
H 2.1 to H 2.3		45			
Bull pens					
E 11.1 to E 11.6		26			
Caesarean					
H 7.1.1		49			
Calf antibiotic use					
H(C) 1.2.1		82			
Calf feed restriction					
T(C) 1.1		84			
Calf fibre requirements					
FW(C) 1.9, FW(C) 1.11		74			
Calf hutches					
E(C) 3.1 to E(C) 3.11		79			
Calf lighting period					
E(C) 2.1 to E(C) 2.5		78			
Calf pain relief					
H(C) 1.7.2		83			
Calf sourcing					
M(C) 1.2		80			
Calf space allowances					
E(C) 1.12.1		78			
E(C) 1.9.1		77			
T(C) 1.3		84			
Calf transport					
T(C) 1.1 to T(C) 1.3		84			
Calf water space					
FW(C) 2.2		76			
Calving aids					
H 7.5, H 7.6		50–51			
Calving space					
E 7.4		20			
Castration					
H(C) 1.7		83			
Casualty animals					
H 1.1		42			
H 10.1 to H 10.7		53–54			
Cattle tracks					
E 8.4		23			
Closed Circuit Television (CCTV)					
S(TV) 1.1 to S(TV) 1.5		65–66			
Colostrum					
FW(C) 1.3		72			
Cow brush provision					
E 2.10 to E 2.12		13			
Cubicles					
E 5.1 to E 5.18		17–19			

Dehorning			Hauliers	
H 6.1	49		M 2.3.1	29
Dietary fibre			T 3.2 to T 3.4	57–58
FW 1.7	5		Headroom	
FW(C) 1.9, FW(C) 1.11	74		T 5.11	60
Disbudding			T(C) 1.2	84
(H(C) 1.7, H(C) 1.7.1)	83		High-risk procedures	
Downer cattle			M 3.2	31
H 1.1	42		Housed cattle inspection	
H 9.1 to H 9.4	52–53		M 8.1	34
Electric goads			Humidity	
M 5.7	33		E 3.1	13
S 5.5	67		E 3.4, E 3.5	14
T 4.2	58		E(C) 3.2	79
Electrical installations			Identification	
E 2.5	12		M 6.1 to M 6.3	33–34
Emergencies			Individual calving pens	
Appendix 2	89		E 7.1	20
H 1.3.3	42		E 7.4, E 7.5	20
H 10.1	53		Individual water bowls	
M 2.4 to M 2.6	30		FW 2.6	9
S 2.1.1	62		Lameness	
S 3.2	64		H 3.1 to H 3.8	46–47
S 6.4	68		Lighting	
T 5.17	60		E 6.1 to E 6.3	19
Emergency slaughter methods			Live exports	
H 10.4	54		M(C) 3.1	81
Enrichment			M(C) 3.3	81
E 2.10 to E 2.12	13		T 1.1	57
E(C) 1.4	77		Loading ramps	
H 1.11	44		E 12.5, E 12.6	26
Equipment inspection			T 4.7 to T 4.9	58–59
E 13.1	27		Lunge space	
M 7.2	34		E 5.9.1	18
M 8.1	34		Managers' responsibilities	
Feed availability			FW 1.13	7
FW 1.3	5		M 10.20	39
Feed restriction			M 2.2 to M 2.4	29–30
T 5.5	59		M 2.6	30
T(C) 1.1	84		S 2.1, S 2.3	62
Feed space			S 2.4	63
FW 1.11 to FW 1.11.2	6		S 2.8, S 2.10	64
Fencing			S 4.1	66
E 13.1 to E 13.5	27		Mastitis	
Foot care plan			E 9.5	24
H 3.1	46		H 1.5	43
Group housing age			H 5.1 to H 5.5	48–49
E(C) 1.11 to E(C) 1.11.2	78			






Milk feed			Social/loafing area	
FW(C) 1.3.1	73		E 4.2	16
Milking machine testing			E 5.1	17
E 9.10	25		E 7.1	20
			TC 1.3	41
Mineral deficiencies			Stock-keeper knowledge	
FW 1.13	7		M 3.4	31
FW 1.2	5		Stock-keeper responsibilities	
FW(C) 1.13	74		M 3.1 to M 3.8	31–32
Mobility scoring			Stock-keeper training	
H 3.3	46		M 3.1, M 3.2	31
H 3.5, H 3.5.1	46–47		Stomach tubing	
Other animals			FW(C) 1.3	72
M 10.1 to M 10.20	36–39		H(C) 1.4	82
Outwintering			M 3.6	32
E 1.5	11		Stun/slaughter equipment check	
Pain relief			S 6.2, S 6.2.1, S 6.3	68
H 1.2	42		S 6.4.1	68
H 3.5.1	47		Stunning	
H 5.1	48		S 7.1 to S 7.6.1	68–70
H 9.2.1	53		Stunning methods	
Pasture			S 7.1.1	68
E 8.1 to E 8.6	21–23		Temperature	
Poisonous plants			E 3.1	13
FW 1.16	7		Transport death/injury	
Recycled manure solids			T 5.6	59
E 5.4.1	17		Transport space allowance	
Rodent control			T 5.13	60
M 10.7 to M 10.20	37–39		Transport time	
Shackle/hobble review			T 5.3	59
H 1.10	44		Transporter training	
H 1.5	43		T 3.1 to T 3.5	57–58
Shelter provision			Trap inspection	
E 3.10	15		M 10.13	39
E 8.4	23		Ventilation	
E(C) 3.10	79		E 3.2 to E 3.4	13–14
S 4.2	66		VHWP conditions	
Slatted flooring			H 1.5	43
E 5.2	17		VHWP contents	
E(C) 1.10	77		H 1.1	42
Slaughter feed restriction			VHWP thresholds	
S 5.6	67		H 1.4	43
Slaughter methods			Washing cattle	
S 8.1, S 8.2	70		H 5.7.1	67
Slaughterhouse staff training				
S 2.4	63			

Appendix 4

Waste disposal		Water trough space	
Appendix 1	88	FW 2.4, FW 2.4.1	8–9
E 14.1	28		
H 1.1	42	Weaning age	
		FW(C) 1.8	74
Water quality		Year-round housing	
FW 2.2.1	7	E 2.3	12
Water testing frequency			
FW 2.2	7		



RSPCA.

Royal Society for the Prevention of Cruelty to Animals
Parkside, Chart Way, Horsham RH12 1GY ■ 0300 1230 100
rspca.org.uk  facebook.com/RSPCA  twitter.com/RSPCA_official  instagram.com/rspca_official
 tiktok.com/@rspca_official  linkedin.com/company/rspca
The RSPCA helps animals in England and Wales ■ Registered charity no. 219099
The RSPCA only exists with the support of public donations

© RSPCA 2026. All rights reserved. This material must not be reproduced or used in any manner whatsoever without the express written permission of the RSPCA.
Cover image: Agnieszka Klimaszewska/iStock.com